

Research Paper

Cite this article: Grosse M, Haase T, Heß J (2021). Varying tillage promotes weed diversity, while a perennial alfalfa–grass mixture promotes weed control in an organic tillage system experiment in Germany. *Renewable Agriculture and Food Systems* 36, 465–476. <https://doi.org/10.1017/S1742170521000053>

Received: 9 June 2020

Revised: 1 November 2020

Accepted: 11 February 2021

First published online: 12 April 2021


Key words:

Cover crop; reduced tillage; shallow inversion tillage; stubble cleaner; weed community; weed control

Author for correspondence:

Meike Grosse, E-mail: meike.grosse@zalf.de

Varying tillage promotes weed diversity, while a perennial alfalfa–grass mixture promotes weed control in an organic tillage system experiment in Germany

Meike Grosse¹ , Thorsten Haase² and Jürgen Heß³

¹Leibniz Centre for Agricultural Landscape Research (ZALF), Eberswalder Str. 84, Müncheberg 15374, Germany; ²Landesbetrieb Landwirtschaft Hessen, Kölnische Straße 48–50, Kassel 34117, Germany and ³University of Kassel/Witzenhausen, Organic Farming and Cropping Systems, Nordbahnhofstr. 1a, Witzenhausen 37213, Germany

Abstract

In organic farming the control of perennial weed species, in particular *Cirsium arvense*, can be a major concern for farmers, especially if there is no regulation through perennial forage production. To test whether the stubble cleaner (SC), an enhanced skim plow (PL), is as effective in the control of *C. arvense* and other weeds as conventional ploughing and perennial forage production, an organic field experiment was established. Three different tillage/crop rotation systems were compared: an SC system and a PL system, both in a cereal-based crop rotation and an additional PL system in a crop rotation that included a perennial alfalfa–grass mixture (PLALF). In the SC system, tillage was carried out solely with the SC, while in the PL and PLALF systems, ploughing was alternated with chiseling. In the fifth year, each main plot was divided into subplots, and seven different cover crop treatments were integrated into each of the three systems. The effects of the three systems and the cover crop treatments on weed cover and density, weed biomass, and weed diversity in the sixth and seventh year of the experiment are the subjects of this paper. The choice of cover crop species was of minor importance for weed control. The PLALF system was generally more effective in controlling *C. arvense* than the PL and SC systems. No significant differences between the PL and SC systems regarding the control of *C. arvense* could be identified in four of five assessments. The SC system had significantly higher total weed density than the PLALF and PL systems in both years. However, the differences in weed emergence between the PL and SC systems diminished until the assessment of weed cover and biomass in the main crops, when no significant differences between these two systems (2012) or no differences at all (2013) could be identified. Species richness was not significantly influenced by the tillage/crop rotation system in both years. Evenness and Shannon–Wiener index were significantly higher in the PLALF and PL systems than in the SC system on most assessment dates in 2012. In 2013 there was no clear trend regarding evenness and Shannon–Wiener index probably due to a hoeing operation. In conclusion, for weed control, the choice of crop rotation was more important than the choice of tillage method, while for the diversity of the weed community, the choice of tillage method was more important than the crop rotation.

Introduction

In organic farming, perennial weed species, and in particular *Cirsium arvense*, can present farmers with significant challenges. This applies particularly to farms without livestock, where there is no weed management with perennial forage production. The integration of perennial forages into crop rotations has proven to be effective in managing *C. arvense* (Verschwele and Häusler, 2004; Zikeli and Gruber, 2017). On the other hand, conventional ploughing with a mouldboard plow (PL) (~25 cm) is considered to be a reliable method of reducing perennial weeds (Kouwenhoven *et al.*, 2002; Bakken *et al.*, 2009; Brandsæter *et al.*, 2011). Studies about reduced tillage, ie, non-inversion tillage or inversion tillage with shallower working depth than usual, in organic farming often report an increase in weed emergence and a shift in the weed community towards perennials and grasses (Peigné *et al.*, 2007; Armengot *et al.*, 2015; Nichols *et al.*, 2015; Hofmeijer *et al.*, 2019). Although reduced tillage is often associated with non-inversion tillage, shallow ploughing is also reported to have adverse effects on weeds and the weed community (Kouwenhoven *et al.*, 2002).

However, in addition to other techniques for reduced tillage, shallow ploughing (~12–20 cm) provides numerous advantages for the structure of the soil and soil life (Kouwenhoven *et al.*, 2002). These include the retention of organic material on the surface, which protects the soil from wind and water erosion and promotes the proliferation of soil organisms and the enrichment of nutrients in the topsoil. Continuous biopores, ie, channels created in soil

© The Author(s), 2021. Published by Cambridge University Press. This is an Open Access article, distributed under the terms of the Creative Commons Attribution licence (<http://creativecommons.org/licenses/by/4.0/>), which permits unrestricted re-use, distribution, and reproduction in any medium, provided the original work is properly cited.

by roots and soil animals can develop in the subsoil and play an important role in the subsequent movement of water, air, and new roots (Blackwell et al., 1990). Energy consumption and working time are reduced with shallow ploughing compared to those with deep ploughing (Kouwenhoven et al., 2002). Water is saved through less soil disturbance. Therefore, it is expected that the application of shallow ploughing or other methods of reduced tillage will enhance the ecosystem services delivered by organic farming and make organic farming more resilient to the effects of climate change (Bloch and Bachinger, 2012; Zikeli and Gruber, 2017).

An advanced stubble PL and the stubble cleaner (SC), is designed to combine the benefits of a shallow working depth with the efficient management of weeds. Due to its shallow cutting depth and complete inversion, it could be a valuable tool in particular for the management of perennial weeds (Dierauer and Böhler, 2007). As its mouldboards are smaller than those of conventional PLs, the soil is not only turned but is also more thoroughly mixed (Schmidt, 2010). Because of its shallow operating principle, the organic matter remains near the surface of the soil, which promotes tilth. The SC is especially recommended for the management of *C. arvensis* (Heilmann, 2014). To test whether the SC is as effective in the control of *C. arvensis* and other weeds as conventional ploughing in combination with perennial forage production, an organic field experiment was established.

For improved weed control and enhanced ecosystem services, reduced tillage may be combined with cover crops. Cover crops have the abilities to contribute to soil organic matter, improve soil structure and soil life and thereby soil fertility (Lütke Entrup, 2001). In addition, they have the potential to suppress weeds due to their competitive ability and allelopathy (Bärberi, 2002; Shrestha et al., 2002; Peigné et al., 2007; Teasdale et al., 2007). Cover crops are able to suppress weeds during their growing period as well as after termination or winterkill. However, living plants typically have a stronger weed-suppressing effect than plant residues through the absorption of light and competition with weeds for water, nutrients and space (Teasdale et al., 2007). For organic farming systems with reduced tillage in the temperate and continental zones, cover crops that die off during winter are of special interest because no special treatment for their termination is needed. However, rapid soil cover and high biomass production during their short-growth period are important traits for cover crops that are used to control weeds (Stadler et al., 2009; Brust et al., 2011; Dorn et al., 2013). *Lolium perenne* (perennial ryegrass) is a perennial monocot with quick soil cover and abundant biomass production (Stadler et al., 2009) and therefore considered well suited for weed control and tested in this study as well as the following cover crop species: *Phacelia tanacetifolia* (Phacelia) as a relatively undemanding non-leguminous cover crop with good weed-suppressing potential (Schmidt and Gläser, 2014), *S. alba* (white mustard) as a non-legume cover crop often grown by practitioners and having shown good weed suppression potential in several studies (Stadler et al., 2009; Brust et al., 2011; Dorn et al., 2013; Wittwer et al., 2013; Brust et al., 2014), *T. resupinatum* (Persian clover) as a small-seeded legume, also suitable on light soils and in dry conditions (Schmidt and Gläser, 2014), and *Vicia sativa* (spring vetch) as a coarse-grained legume and having shown a good weed suppression potential (Dorn et al., 2011; Wittwer et al., 2013).

Higher weed emergence due to reduced tillage does not always lead to increased yield losses (Sans et al., 2011; Armengot et al., 2015). In addition, weeds can also provide important services:

the living plant cover from weeds can protect the soil surface from soil erosion (Seitz et al., 2019), weeds influence the diversity and abundance of insect populations (Altieri, 1999; Marshall et al., 2003), and weeds can provide food for beneficial fauna. Studies have shown that a diverse and evenly distributed weed community limits the negative effects of competitive and dominant species on crop productivity (Storkey and Neve, 2018; Adeux et al., 2019). Therefore, in this study, a third emphasis was to assess the diversity and distribution of the weed communities in the different tillage/crop rotation systems.

The effects of the three tillage/crop rotation systems and the cover crop treatments on the emergence of *C. arvensis*, the total weed emergence, and the weed diversity in the sixth year of the experiment are the subjects of this paper. The experimental results were used to test the following hypotheses:

The SC in a cereal-based crop rotation is as effective in managing *C. arvensis* and other weeds as growing three years of alfalfa–grass in a conventional PL system and more effective than a conventional PL in a cereal-based crop rotation.

Cover crops reduce weed emergence compared to bare fallow.

The different tillage/crop rotation systems have significant effects on weed diversity and evenness.

Material and methods

Site description

The trial was conducted at ‘Domaene Frankenhausen,’ the teaching and experimental farm of the University of Kassel, in the ‘Untere Kiebitzbreite’ field (51.41 N, 9.45 E; 252 m above sea level). The soil type is Haplic Luvisol. The soil texture in the PL horizon ranges from strong clayey silt (Ut4) to very silty clay (Tu4) (Brandt et al., 2001). The pH value in the PL horizon is 6.6, and the soil organic carbon content is 1.16%.

Trial setup

This study builds upon a trial that was designed to compare the influence of conventional tillage with reduced-tillage on the development of *C. arvensis* in a cereal-based crop rotation (Haase and Heß, 2011). To this end, a multiyear trial was initiated in 2007 as a randomized block design with four replications. Each plot had a length of 72 m and a width of 10 m. Three different farming systems were compared: an SC system and a PL system, both in a cereal-based crop rotation and an additional PL system in a crop rotation that included alfalfa–grass ley [perennial alfalfa–grass mixture (PLALF)] (Table 1). Conventional tillage in autumn was performed with a mouldboard PL (company: Kverneland, Soest, Germany) to a depth of 25 cm and in spring with a chisel to a maximum depth of 10 cm. Reduced tillage was carried out solely with the SC (Fig. 1; company: Zobel, Roth am See, Germany) to a maximum depth of 10 cm.

Alfalfa–grass mixture was sown in spring 2008 as an alternative crop rotation, as perennial forage production is a proven measure for the management of *C. arvensis* in organic farming. The mixture consisted of 80% alfalfa and 20% grass (based on the seed weight). The cultivation of alfalfa–grass lasted three years. The alfalfa–grass was mowed two to three times per year, and the cut alfalfa–grass was removed. Tillage in this crop rotation took place after 2010 utilizing the same conventional ploughing described for the PL-crop rotation treatment. The SC was only used in the cereal-based crop rotation (Table 1).

Table 1. Design of the crop rotation and tillage systems in the field experiment (2007–2012)

	2007	2007/2008	2008/2009	2009/2010	2010/ 2011	2011/2012	2012
SC, cereal based crop rotation	Spring barley	Winter wheat	Triticale	Winterpea–Triticale	Triticale	Cover crops ^a	Spring oat
PL, cereal based crop rotation	Spring barley	Winter wheat	Triticale	Winterpea–Triticale	Triticale	Cover crops ^a	Spring oat
PL, crop rotation with Alfalfa–grass mixture (PLALF)	Spring barley	Alfalfa–grass	Alfalfa–grass	Alfalfa–grass	Triticale	Cover crops ^a	Spring oat

^a*L. perenne*, *P. tanacetifolia*, *S. alba*, *T. resupinatum*, mixture of *S. alba* and *T. resupinatum*, *V. sativa* and bare fallow as control.

**Fig. 1.** Stubble cleaner (picture: privat).

In August 2011, ie, in the sixth year of the SC experiment, the single-factor trial was modified to a split-plot design by sowing cover crops in subplots of 60 m² (10 m × 6 m) established within each original plot. On August 24, 2011, the PLALF and PL systems were ploughed to a depth of 25 cm and treated with a rotary harrow, while the SC system was solely treated with the SC to a maximum depth of 10 cm. Cover crops were sown on August 30/31, 2011, with a row spacing of 18.75 cm. The whole area was rolled after sowing. The fourfold repetition was maintained. The following legume and non-legume cover crop species were cultivated in pure stands and one mixture of two species:

- *L. perenne* (40 kg ha⁻¹), cv. Lemmos.
- *P. tanacetifolia* (12 kg ha⁻¹), cv. Boratus.
- *S. alba* (20 kg ha⁻¹), cv. Asta.
- *S. alba* and *T. resupinatum* (mixture: 10 kg ha⁻¹ each), cvs. Asta; Marco Polo.
- *T. resupinatum* (20 kg ha⁻¹), cv. Marco Polo.
- *V. sativa* (40 kg ha⁻¹), cv. Ereica.
- Bare fallow (= control).

On October 17, 2011, flame weeding on the bare fallow (= control) plots took place.

The cover crops were followed by sowing the main crop oat on April 17, 2012 (*Avena sativa*, cv. Scorpion, 400 germinable grains m⁻², row spacing 12 cm). Before that, the cover crops were mulched with a rotary mower on April 16, 2012. The PLALF and PL systems were treated with a cultivator to a depth of 7–10 cm, while the SC system was treated with the SC to a depth

of 7–10 cm. On April 17, 2012, the whole area was treated with a rotary harrow directly before sowing the oat.

The harvest of oat took place on August 13, 2012. The PLALF and PL systems were ploughed to a depth of 25 cm on October 01, 2012, while the SC system was treated with the SC on October 01, 2012 to a depth of 8 cm and on October 29, 2012, to a depth of 10 cm. In the next year, on April 18, 2013, the whole area was treated with a spring tine cultivator to a depth of 8 cm. On April 22, 2013, the whole area was harrowed with a rotary harrow and the main crop field bean was sown (*Vicia faba*, cv. Bioro, 40 germinable grains m⁻², double rows with 15 cm spacing, 45 cm apart). No fertilization was carried out, no inoculation of the legumes took place, and aside from the flame weeding on the bare fallow plots in October 2011, no weed control took place during the trial period until 2012. The whole area was hoed once on June 11, 2013 during the growth of main crop field bean.

Data collection

For weeds, the *weed cover* by species was determined at a late stage of the cover crops (March 30, 2012, 30 weeks after planting) and a late stage of the main crop oat (July 25, 2012, 14 weeks after planting) and a late stage of main crop field bean (July 19, 2013, 12 weeks after planting) on an area of one square meter per plot. Reference images were used to estimate the percentage of soil cover. For the total weed cover, the coverage levels of the different species were added together. The *weed density* by species was determined at an early stage of the main crop oat (May 30, 2012, 6 weeks after planting) and an early stage of the main crop field bean (May 23, 2013, four weeks after planting), ie, all weed plants per species in the assessment area were counted. The assessment area was one-tenth of a square meter (= 1000 cm², ie, a square with a side length of ~31.6 cm) and was randomly distributed four times across each plot. The total aboveground *weed biomass* was quantified at a late stage of the main crop oat at the same time as the second weed cover assessment and in the same area. To determine the weed biomass, all weeds were cut close to the ground. The samples were dried in a drying oven at 80°C. After complete drying, the dry matter weight was determined.

Except for *L. perenne*, all cover crop species tested in this trial froze during winter. The tillage in spring (either the chisel in the PLALF and PL systems or the SC in the SC system) was not sufficient to terminate the growth of *L. perenne* completely. *L. perenne* volunteers were counted as weeds in the weed assessments.

Weeds that could not be identified to species level are referred to by genus (eg, *Matricaria* sp. or spp.).

In the trial year 2011/2012, all the treatments were assessed or sampled (= 84 plots). In the trial year 2012/2013, only selected

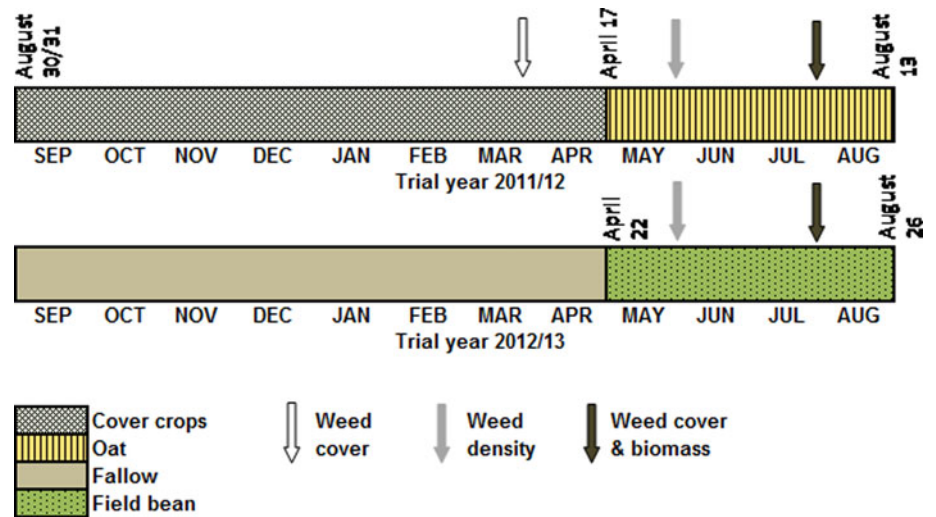


Fig. 2. Timeline of assessments and samplings in 2011–2012.

plots were assessed or sampled in order to check whether the cover crop species still had an effect in the second year after cultivation. The following treatments were selected for this purpose: Bare fallow, *S. alba* and *V. sativa* (= 36 plots).

For a schematic representation of the assessments and samplings, see Figure 2.

Data analysis

The statistical analyses were performed with SPSS-21. Mean values as well as standard errors were calculated to describe the distribution of weed emergence and weed diversity. Regression analysis was used for analysing the relation of cover crop biomass and weed emergence. Each data set was checked for normally distributed residuals (Kolmogorov–Smirnov test). If the distribution was not normal, the data were transformed for statistical evaluation. The type of transformation is indicated in the results. The representation of the data in the bar charts is based on the mean values of the original data. The main plot, subplot and block were examined for significant effects and interactions as fixed factors using a univariate analysis of variance. If the analysis of variance showed significant effects or interactions, a *post hoc* test (Tukey-B) was then carried out for the main effects or the simple effects of cover crops and tillage ($\alpha \leq 0.05$). Significant differences between treatments are indicated by different letters in the figures.

For the assessment of the diversity of the weed community, the following indices were calculated:

- Species richness (S), ie, the total number of weed species per treatment
- Shannon–Wiener index $H' = -\sum P_i \times \ln P_i$ (where P_i is the proportion of density or cover of species i out of the total density or cover of the weed community) (Spektrum, 2020)
- Evenness (E) = $H' / \ln S$ (where 'S' refers to species richness).

Results and discussion

Weed emergence

The assessments regarding weed emergence include an assessment of weed cover during the cover crops, and assessments of

weed density, weed cover and weed biomass in the main crop oat and main crop field bean.

The emergence of *C. arvensis*

The analysis of variance of the cover crop and tillage/crop rotation system for the emergence of *C. arvensis* in 2012 showed a significant effect of the tillage/crop rotation system for all assessment dates (Table 2). There was no significant effect of the cover crops on *C. arvensis* emergence (Table 2).

On all three assessment dates in 2012, the PLALF system led to significantly lower *C. arvensis* emergence than the other two systems, ie, on March 30, 2012 and July 25, 2012, the cover (Fig. 3a and c), and on May 30, 2012, the density (Fig. 3b) of *C. arvensis* was significantly lower in the PLALF system than those in the other two systems. The emergence of *C. arvensis* was similarly high in both the PL and SC systems (Fig. 3a, b and c). The emergence of *C. arvensis* in the PL and SC systems sharply increased during the growth of main crop oat and accounted for the majority of the weed population (between 37 and 85% in the PL system and between 72 and 87% in the SC system).

On both assessment dates in 2013 the tillage/crop rotation system had a significant effect on the emergence of *C. arvensis* (Table 2). There was no significant effect of the cover crops in the second year after their cultivation and no significant interaction. On May 23, 2013 there was a significantly lower density of *C. arvensis* in the PLALF system compared to the other two systems (Fig. 3d). On July 19, 2013, the PLALF system had a significantly lower cover of *C. arvensis* than the SC system (Fig. 3e). The PL system had a medium cover of *C. arvensis*.

From the beginning of the trial, an increase in the number of thistle patches could be observed in both the PL system and the SC system (Haase and Heß, 2011). Therefore, the SC did not meet the expectations placed upon it in this trial. However, this result must take into account that—as is often the case in practice as well (Schmidt, 2010)—there was less experience with the use of the reduced tillage method compared to the mouldboard PL. This may have resulted in the SC not being used optimally, especially with regard to the timing of the tillage, which is especially important for the successful use of the SC.

Many studies describe an increase in perennial dicotyl weeds and grasses under reduced tillage (Shrestha et al., 2002; Peigné et al., 2007; Mäder and Berner, 2012; Armengot et al., 2016).

Table 2. Summary of the analysis of variance for the effects of the cover crop, tillage/crop rotation system and their interaction on weed cover and weed density, coherent species richness (*S*), evenness (*E*) and Shannon–Wiener Index (*H'*), weed biomass, and *C. arvensis* emergence

Date/crop	Parameter	Source of variation		
		Cover crop	Tillage/crop rotation system	Cover crop × tillage/crop rotation system
March 30, 2012/cover crops	Total weed cover	0.000	0.000	0.000
	<i>C. arvensis</i> cover	n.s.	0.001	n.s.
	<i>S</i>	0.001	n.s.	n.s.
	<i>E</i>	0.01	0.000	0.004
	<i>H'</i>	0.04	0.000	0.05
May 30, 2012/oat	Total weed density	n.s.	0.000	n.s.
	<i>C. arvensis</i> —density	n.s.	0.000	n.s.
	<i>S</i>	n.s.	n.s.	n.s.
	<i>E</i>	n.s.	0.000	n.s.
	<i>H'</i>	0.021	0.004	n.s.
July 25, 2012/oat	Total weed cover	n.s.	0.000	0.010
	<i>C. arvensis</i> —cover	n.s.	0.000	n.s.
	<i>S</i>	n.s.	n.s.	n.s.
	<i>E</i>	n.s.	0.000	n.s.
	<i>H'</i>	n.s.	n.s.	n.s.
July 25, 2012/oat	Total weed biomass	n.s.	0.000	n.s.
May 23, 2013/field bean	Total weed density	n.s.	0.002	n.s.
	<i>C. arvensis</i> —density	n.s.	0.000	n.s.
	<i>S</i>	n.s.	n.s.	n.s.
	<i>E</i>	n.s.	0.007	n.s.
	<i>H'</i>	n.s.	0.03	n.s.
July 19, 2013/field bean	Total weed cover	n.s.	n.s.	n.s.
	<i>C. arvensis</i> —cover	n.s.	0.009	n.s.
	<i>S</i>	n.s.	n.s.	n.s.
	<i>E</i>	n.s.	n.s.	n.s.
	<i>H'</i>	n.s.	n.s.	n.s.
July 19, 2013/field bean	Total weed biomass	n.s.	n.s.	n.s.

Here, *C. arvensis* levels increased in the PL and SC systems, ie, both tillage systems in the cereal-based crop rotation. In this study, the type of tillage had nearly no effect on the occurrence of *C. arvensis* besides the weed community existed mainly in annual dicotyledons.

In a study by Brandsæter *et al.* (2011), deep ploughing (25 cm) resulted in up to a 90% lower incidence of *C. arvensis* compared to shallow ploughing (15 cm). In the trial presented here, deep ploughing alone did not lead to satisfactory control of *C. arvensis*. Only ploughing in the crop rotation with PLALF proved to be successful in regulating *C. arvensis*. Studies by Lukashyk (2005) and Lukashyk *et al.* (2008) show that repeated mowing is necessary for effective control of *C. arvensis* by forage production. In our study, *C. arvensis* was successfully controlled by three years of forage production and cutting two to three times.

A combination of crop rotation with perennial forage production and reduced tillage, such as the use of the SC, could combine

the advantages of reduced tillage with the effective management of *C. arvensis*. However, in studies by Gruber and Claupein (2008) and Gruber and Claupein (2009), shallow ploughing (15 cm) or cultivating (15 cm) soon led to the spread of *C. arvensis* in winter wheat following alfalfa–grass mixture, while alfalfa–grass in combination with deep ploughing (25 cm) proved effective for the management of *C. arvensis*.

Regrowth of alfalfa–grass or grass–clover as volunteers is a common problem when ploughing it under with reduced tillage. In their study, Gruber and Claupein (2008) also at least partially attribute the high occurrence of *C. arvensis* after alfalfa–grass in a system using shallow ploughing or chiseling to the regrowth of alfalfa–grass. Other implements may be more effective for incorporating grass–clover or alfalfa–grass, such as a rotating tine roller following a rotary cultivator, which promotes the desiccating process of the grass–clover stubble, compared to only using the rotary cultivator (Reiter *et al.*, 2015). Krauss *et al.* (2010) report

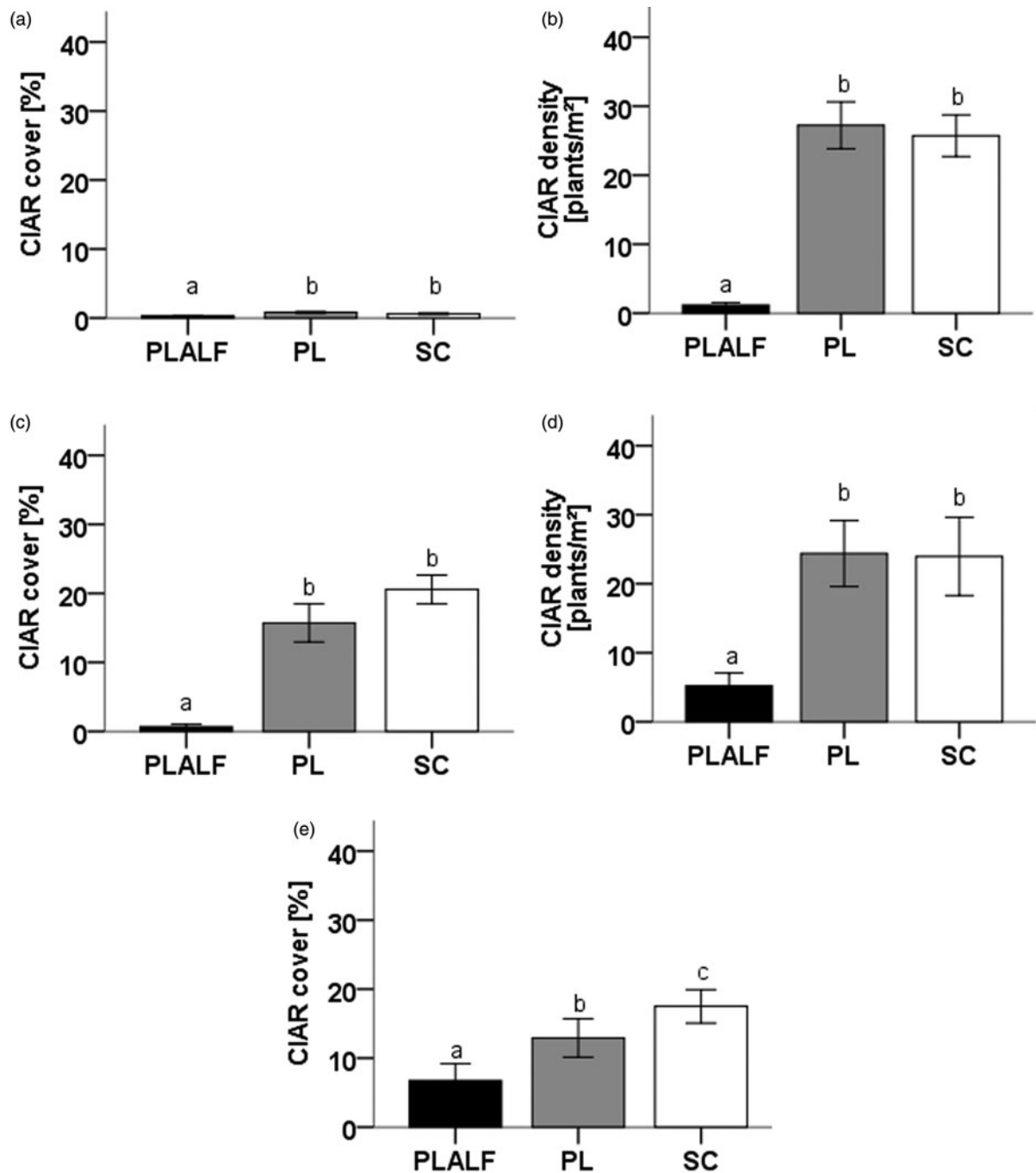


Fig. 3. (a–e) Emergence of *C. arvensis* on three assessment dates in 2012 (a, b, c) and two assessment dates in 2013 (d, e) in different tillage/crop rotation systems. PLALF, conventional PL in a crop rotation with an alfalfa–grass ley; PL, plow in a cereal-based crop rotation; SC, stubble cleaner in a cereal-based crop rotation.

successful ploughing under of clover in September with an SC and subsequent chiseling followed by sowing cover crops. Another promising tillage method in crop rotations with perennial forage production that may be applicable to the control of *C. arvensis* is a two-layer PL system (Gruber and Claupein, 2008; Gruber and Claupein, 2009).

Research is currently underway into the possibilities of using grass–clover or alfalfa–grass at farms without livestock and incorporating the vegetation using reduced tillage. One possible

application method for stockless farms is the so-called cut-and-carry green manure, ie, the use of cut grass–clover or alfalfa–grass mixture as fertilizer in other areas (Burgt et al., 2013).

Late stage of cover crop–weed cover

The data for weed cover assessed on March 30, 2012 were not normally distributed. Square root-transformed data were used for the statistical analysis. The analysis of variance of the cover crop and

tillage/crop rotation system showed a significant cover crop by tillage/crop rotation system interaction (Table 2).

In the PLALF system, the cover crop treatments *L. perenne*, *P. tanacetifolia* and *S. alba* had a significantly lower weed cover than the bare fallow treatment, despite the flame weeding. In the SC system, *L. perenne* had a significantly lower weed cover than the bare fallow and *T. resupinatum* treatments. In the PL system there were no statistical differences due to cover crops (Fig. 4).

The cover crop treatments reduced weed cover compared to the bare fallow in the late stage of the cover crops by 75% (PLALF system), 72% (PL system) and 61% (SC system). In a study by Dorn *et al.* (2011) and in cover crop trials in Saxony (Schmidt and Gläser, 2013), very high rates of weed emergence were also detected in the control plots without cover crops, whereas all the cover crop treatments demonstrated weed-suppressing ability. However, weed suppression through cover crops worked better in the PLALF and PL systems than in the SC system. This may be due to the lower weed pressure in these systems than in the SC system. In a study by Reimer *et al.* (2019), the weed-suppressing effect of cover crops decreased with increasing weed pressure.

There is often a negative correlation between aboveground cover crop biomass and weed emergence (Bärberi and Mazzoncini, 2001; Teasdale *et al.*, 2007; Döring *et al.*, 2017; Grosse and Heß, 2018). Above ground cover crop biomass yield from the same trial published in Grosse *et al.* (2019) showed that the non-legume cover crop species in the SC system had a lower biomass production compared to those in the ploughed systems. This may have caused the cover crops in the SC system to have a weaker suppression effect than the cover crops in the ploughed systems.

Among the cover crop species tested in this trial, *L. perenne*, *P. tanacetifolia* and *S. alba* suppressed weeds more effectively in the late stage of the cover crops than the mixture of *S. alba* and *T. resupinatum*, *T. resupinatum* and to some extent *V. sativa*. In the SC system, *T. resupinatum* did not suppress weeds at all compared to bare fallow. *T. resupinatum* is classified by Kolbe *et al.*

(2004) as unsatisfactory for weed control, which is attributed to its slow initial development.

In this experiment, the regression between cover crop biomass and weed cover in the late stage of cover crops was significant at the 0.000 probability level. In total, 43% of the variation in weed cover in the late stage of cover crops could be explained by cover crop biomass ($y = 4.8594 \times 10^{-0.0488x}$; $R^2 = 0.4256$, bare fallow included with '0' for 'no cover crop biomass yield'). The data for *T. resupinatum* are not included, as it was not possible to determine its yield due to poor field emergence (Grosse *et al.*, 2019).

Early stage of the main crop oat—weed density

The analysis of variance of the cover crop and tillage/crop rotation system for weed density assessed on May 30, 2012 showed a significant effect of the tillage/crop rotation system (Table 2). There was no significant effect of cover crops.

The SC system had a significantly higher weed density than the other two systems (Fig. 5). The PLALF system had a 76% and the PL system a 62% lower weed density than the SC system.

Late stage of the main crop oat—weed cover and biomass

The data for weed cover assessed on July 25, 2012 were not normally distributed. Square root-transformed data were used for the statistical analysis.

The analysis of variance of the cover crop and tillage/crop rotation system for weed cover in the late stage of the main crop oat showed a significant cover crop by tillage/crop rotation system interaction (Table 2). There was no difference due to cover crop treatment within each system (Fig. 6). Compared to the other system treatments the PLALF \times *P. tanacetifolia* treatment had the significantly lowest weed cover; while the SC \times *P. tanacetifolia*, PL \times bare fallow, PL \times *L. perenne*, SC \times *P. tanacetifolia* and SC \times *V. sativa* treatments had the significantly highest weed cover.

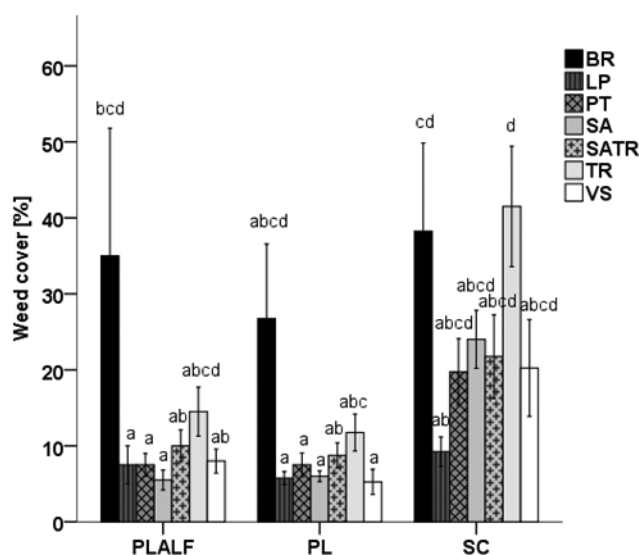


Fig. 4. Weed cover in the late stage of cover crops (March 30, 2012) sown in different tillage/crop rotation systems. PLALF, conventional PL in a crop rotation with an alfalfa–grass ley; PL, plow in a cereal-based crop rotation; SC, stubble cleaner in a cereal-based crop rotation. BR, bare fallow; LP, *L. perenne*; PT, *P. tanacetifolia*; SA, *S. alba*; TR, *T. resupinatum*; SATR, mixture of *S. alba* and *T. resupinatum*; VS, *V. sativa*.

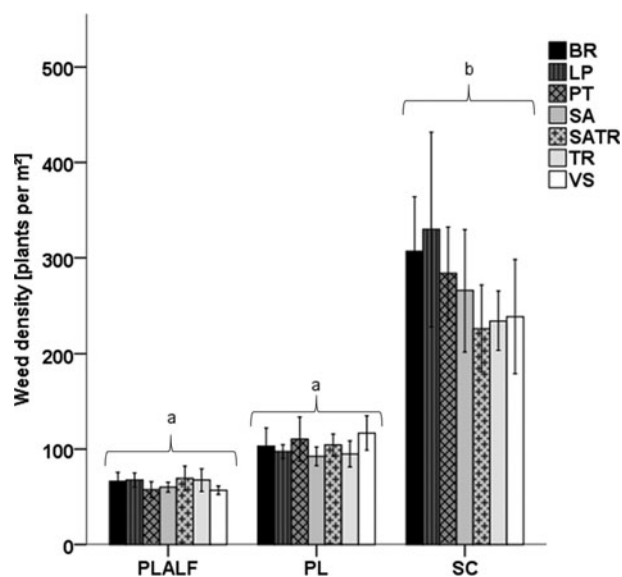


Fig. 5. Weed density in the early stage of main crop oat (May 30, 2012) in seven cover crop treatments sown in different tillage/crop rotation systems. PLALF, conventional PL in a crop rotation with an alfalfa–grass ley; PL, plow in a cereal-based crop rotation; SC, stubble cleaner in a cereal-based crop rotation. BR, bare fallow; LP, *L. perenne*; PT, *P. tanacetifolia*; SA, *S. alba*; TR, *T. resupinatum*; SATR, mixture of *S. alba* and *T. resupinatum*; VS, *V. sativa*.

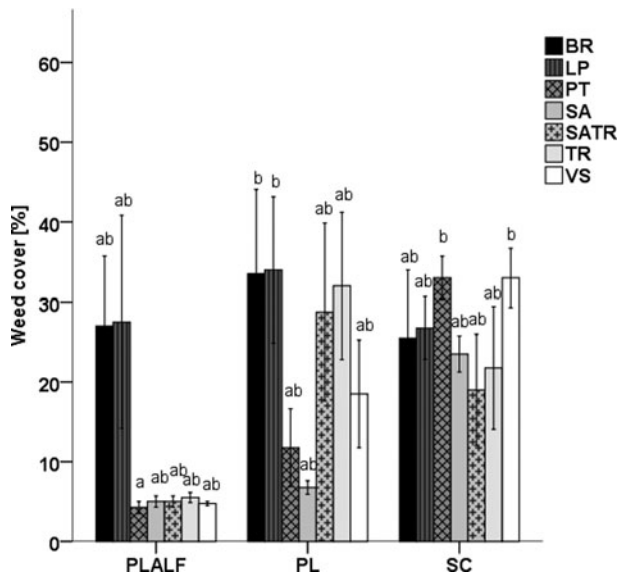


Fig. 6. Weed cover in the late stage of main crop oat (July 25, 2012) in seven cover crop treatments sown in different tillage/crop rotation systems. PLALF, conventional PL in a crop rotation with an alfalfa–grass ley; PL, plow in a cereal-based crop rotation; SC, stubble cleaner in a cereal-based crop rotation. BR, bare fallow; LP, *L. perenne*; PT, *P. tanacetifolia*; SA, *S. alba*; TR, *T. resupinatum*; SATR, mixture of *S. alba* and *T. resupinatum*; VS, *V. sativa*.

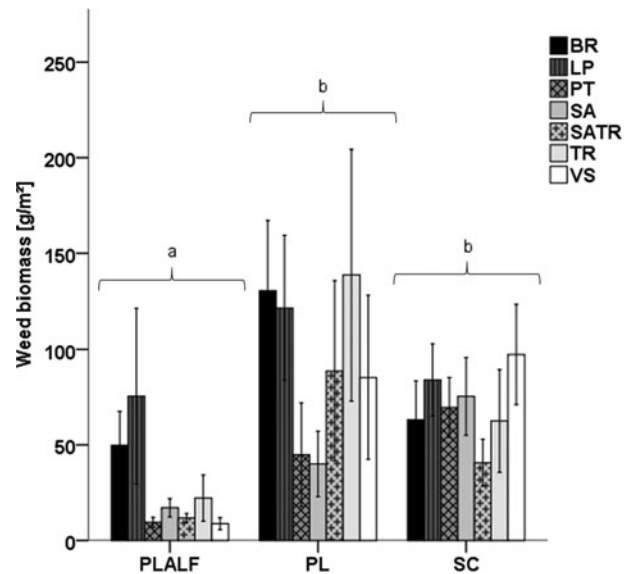


Fig. 7. Weed biomass in the late stage of main crop oat (July 25, 2012) in seven cover crop treatments sown in different tillage/crop rotation systems. PLALF, conventional PL in a crop rotation with an alfalfa–grass ley; PL, plow in a cereal-based crop rotation; SC, stubble cleaner in a cereal-based crop rotation. BR, bare fallow; LP, *L. perenne*; PT, *P. tanacetifolia*; SA, *S. alba*; TR, *T. resupinatum*; SATR, mixture of *S. alba* and *T. resupinatum*; VS, *V. sativa*.

The analysis of variance of the cover crop and tillage/crop rotation system for weed biomass showed a significant effect of the tillage/crop rotation system (Table 2). The PLALF system had significantly lower weed biomass than the other two systems (Fig. 7). Therefore, the alfalfa–grass ley resulted in better weed suppression than both the PL and SC tillage methods even two years after its termination.

On both weed assessment dates that occurred during the oat crop, the influence of cover crops diminished compared to that on the first assessment date during the cover crops. This was also the case in a study by Reimer *et al.* (2019), where cover crops reduced weeds throughout the cover crop period but only slightly during the main crop period. The weed-suppressing effect of the cover crops was overshadowed by the effects of the tillage/crop rotation systems, and the cover crops did not lead to a significant reduction in weed emergence beyond the cover crop period. However, if cover crops were used for several consecutive years, there would possibly be some identifiable long-term effects on weed reduction compared to that under bare fallow, as was the case in the study by Brust *et al.* (2011).

Main crop field bean—weed density, cover and biomass

On May 23, 2013, the analysis of variance of the cover crop and tillage/crop rotation system for weed density showed a significant effect of the tillage/crop rotation system (Table 2). The SC system had a significantly higher weed density than the other two systems (Fig. 8). There was no significant effect of cover crops in the second year after their cultivation and no significant interaction.

Neither the tillage/crop rotation systems nor the cover crop treatments had a significant effect on the weed cover and the weed biomass, which had been assessed on July 19, 2013

(Table 2). The hoeing process had led to an assimilation of the different systems.

Weed diversity

Species richness

There was a significant effect of cover crop treatment on species richness in the late stage of cover crops on March 30, 2012 (Table 2). *V. sativa* led to the lowest species richness among the cover crop treatments, ie, four to five species compared to four to seven (data not shown). Overall, 16 weed species or genera were identified. *Capsella bursa-pastoris*, *C. arvensis*, *Galium aparine*, *Lamium* spp., *Matricaria* spp., *Myosotis arvensis*, *Stellaria*

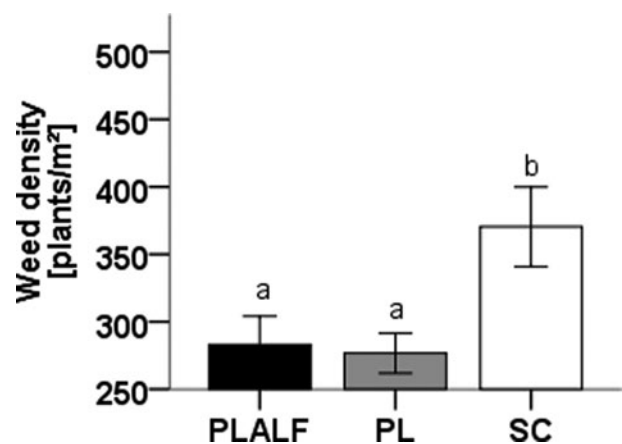


Fig. 8. Weed density in the early stage of main field bean (May 23, 2013) in different tillage/crop rotation systems. PLALF, conventional PL in a crop rotation with an alfalfa–grass ley; PL, plow in a cereal-based crop rotation; SC, stubble cleaner in a cereal-based crop rotation.

media, *Trifolium* spp., triticale (as a volunteer), and *Viola* spp. comprised the largest shares of weed cover.

Neither cover crop treatment nor tillage/crop rotation system had any effect on species richness during the oat crop (Table 2). On May 30, 2012, *Brassica napus*, *Capsella bursa-pastoris*, *Chenopodium* spp., *C. arvense*, *Galeopsis tetrahit*, *Matricaria* spp., *Polygonum* spp., *Sinapis* spp. and *S. media* were the most commonly occurring weeds (data not shown). On July 25, 2012, *Apera spica-venti*, *Chenopodium* spp., *C. arvense*, *Galium aparine*, *L. perenne*, *Matricaria* spp., *Polygonum* spp., *Sinapis* spp. and *Sonchus* spp. made up the majority of the weed cover.

There were no significant effects on species richness on both assessment dates in 2013 (Table 2).

Evenness

On March 30, 2012, the analysis of variance of the cover crop and tillage/crop rotation system showed a significant cover crop by tillage/crop rotation system interaction on evenness (Table 2). The SC × *S. alba* treatment had the significantly lowest evenness (0.37), while the PLALF × *S. alba* treatment had the highest evenness (0.96), and *L. perenne* had the highest evenness in the PLALF and PL systems (0.96 and 0.97, respectively) (Fig. 9).

On May 30, 2012, the tillage/crop rotation system resulted in significant differences in evenness; whereas cover crop treatment had no significant effect on evenness (Table 2). The SC system had significantly lower evenness than the other two systems (SC system: 0.41, compared to PL system: 0.51 and PLALF system: 0.59) (Fig. 10).

On July 25, 2012, the tillage/crop rotation system again resulted in significant differences but no difference due to cover crop (Table 2). The SC system had the significantly lowest evenness (0.63), the PL system had an intermediate evenness (0.74), and the PLALF system had the highest evenness (0.88) (Fig. 11).

The tillage/crop rotation system had a significant effect on evenness assessed on May 23, 2013 (Table 2). The cover crop treatments in the second year after sowing had no significant

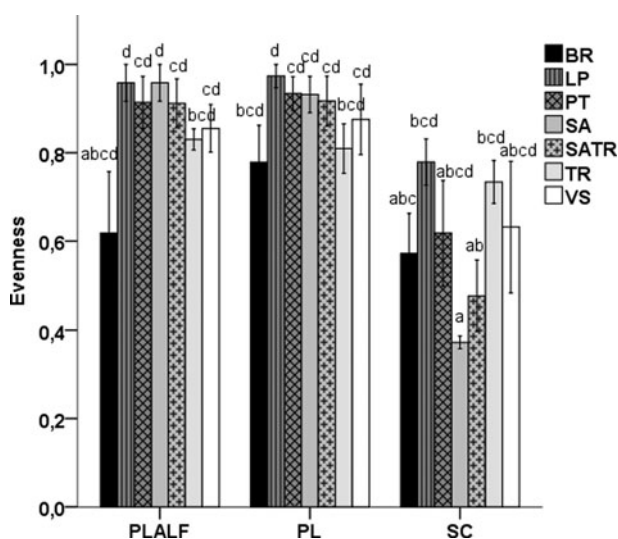


Fig. 9. Evenness on March 30, 2012. The means and standard errors per treatment are given. Different letters indicate significant differences between tillage/crop rotation systems. PLALF, conventional PL in a crop rotation with an alfalfa-grass ley; PL, plow in a cereal-based crop rotation; SC, stubble cleaner in a cereal-based crop rotation. BR, bare fallow; LP, *L. perenne*; PT, *P. tanacetifolia*; SA, *S. alba*; TR, *T. resupinatum*, SATR, mixture of *S. alba* and *T. resupinatum*; VS, *V. sativa*.

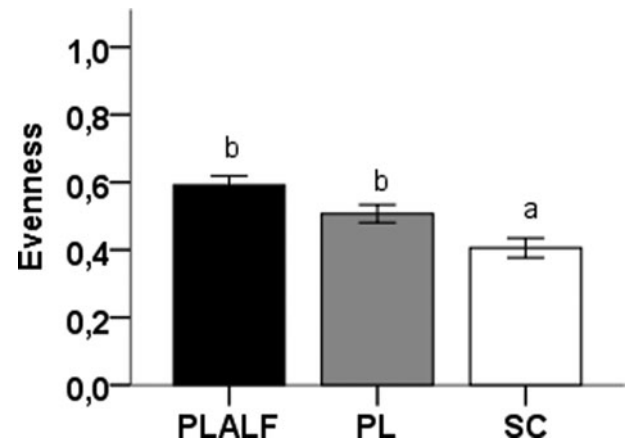


Fig. 10. Evenness on May 30, 2012. The means and standard errors per treatment are given. Different letters indicate significant differences between tillage/crop rotation systems. PLALF, conventional PL in a crop rotation with an alfalfa-grass ley; PL, plow in a cereal-based crop rotation; SC, stubble cleaner in a cereal-based crop rotation.

effect on evenness. The PL system had a significantly higher evenness than the PLALF and SC systems (Fig. 12). On July 19, 2013, there were no significant effects on evenness (Table 2).

Shannon–Wiener index

The analysis of variance of the cover crop and tillage/crop rotation system showed a significant cover crop by tillage/crop rotation system interaction on the Shannon–Wiener index on March 30, 2012 (Table 2). The SC × *S. alba* treatment and the SC × *P. tanacetifolia* treatment had the significantly lowest Shannon–Wiener index, whereas the PLALF × *P. tanacetifolia*, PLALF × the mixture of *S. alba* and *T. resupinatum* treatment, the PL × *P. tanacetifolia*, the PL × the mixture of *S. alba* and *T. resupinatum* treatment and the PL × *T. resupinatum* treatment had the significantly highest Shannon–Wiener index (Fig. 13).

On May 30, 2012, there was a significant effect of cover crop and tillage/crop rotation system on the Shannon–Wiener index (Table 2). Bare fallow had a significantly lower Shannon–Wiener index than *S. alba* and *V. sativa* (Fig. 14). The SC system

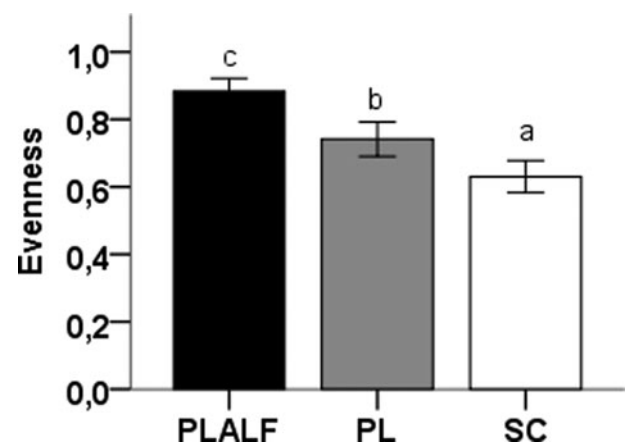


Fig. 11. Evenness on July 25, 2012. The means and standard errors per treatment are given. Different letters indicate significant differences between tillage/crop rotation systems. PLALF, conventional PL in a crop rotation with an alfalfa-grass ley; PL, plow in a cereal-based crop rotation; SC, stubble cleaner in a cereal-based crop rotation.

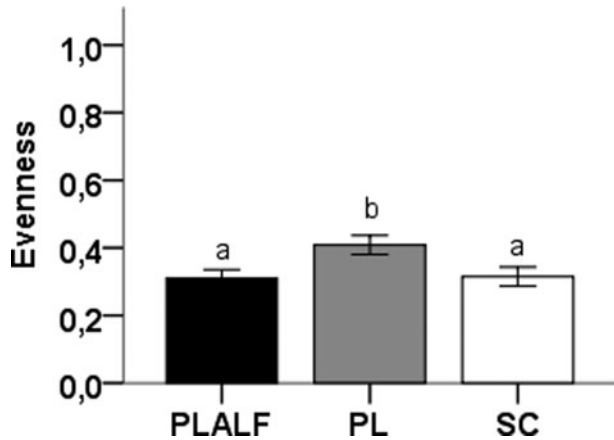


Fig. 12. Evenness on May 23, 2013. The means and standard errors per treatment are given. Different letters indicate significant differences between tillage/crop rotation systems. PLALF, conventional PL in a crop rotation with an alfalfa-grass ley; PL, plow in a cereal-based crop rotation; SC, stubble cleaner in a cereal-based crop rotation.

again had a significantly lower Shannon–Wiener index than the other two systems. The Shannon–Wiener index was 1.26 for the SC system, 1.54 for the PL system, and 1.47 for the PLALF system.

On July 25, 2012, no significant effects of cover crop or tillage/crop rotation system on the Shannon–Wiener index were observed (Table 2).

On May 23, 2013, there was a significant effect of tillage/crop rotation system on the Shannon–Wiener index (Table 2). The cover crop treatments in the second year after sowing had no significant effect on the Shannon–Wiener index. The PL system had a significantly higher Shannon–Wiener index than the PLALF system (Fig. 15).

On July 19, 2013, there were no significant effects on the Shannon–Wiener index (Table 2).

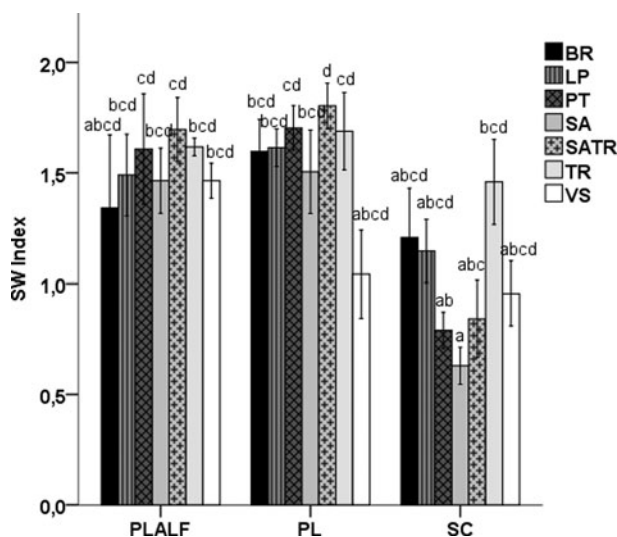


Fig. 13. Shannon–Wiener index on March 30, 2012. The means and standard errors per treatment are given. Different letters indicate significant differences between tillage/crop rotation systems. PLALF, conventional PL in a crop rotation with an alfalfa-grass ley; PL, plow in a cereal-based crop rotation; SC, stubble cleaner in a cereal-based crop rotation. BR, bare fallow; LP, *L. perenne*; PT, *P. tanacetifolia*; SA, *S. alba*, TR, *T. resupinatum*; SATR, mixture of *S. alba* and *T. resupinatum*; VS, *V. sativa*.

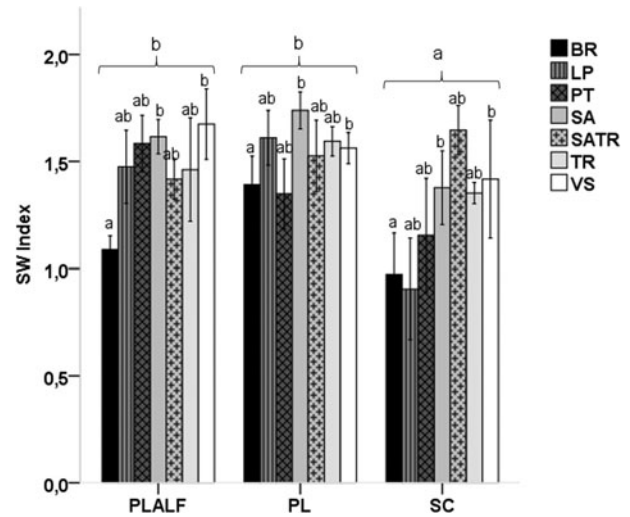


Fig. 14. Shannon–Wiener index on May 30, 2012. The means and standard errors per treatment are given. Different letters indicate significant differences between tillage/crop rotation systems. PLALF, conventional PL in a crop rotation with an alfalfa-grass ley; PL, plow in a cereal-based crop rotation; SC, stubble cleaner in a cereal-based crop rotation. BR, bare fallow; LP, *L. perenne*; PT, *P. tanacetifolia*; SA, *S. alba*; TR, *T. resupinatum*; SATR, mixture of *S. alba* and *T. resupinatum*; VS, *V. sativa*.

An increase in cropping system diversity by the diversification of crop rotation and tillage guards against the development of a specialized weed community (Bärberi, 2002). The predominance of one or a few weed species can therefore be a sign of uniform management lacking in diversity in the past.

The tillage/crop rotation system in the sixth year of the experiment had no significant effects on species richness. However, the tillage/crop rotation system had significant effects on evenness and the Shannon–Wiener index. Regarding evenness, the SC system had significantly lower values than the other two systems on two of three assessment dates. Regarding the Shannon–Wiener index, the SC system had significantly lower values than the other two systems on the second assessment date.

Other studies report increased weed diversity with reduced tillage (Bärberi and Mazzoncini, 2001; Bärberi et al., 2014; Armengot et al., 2016) or similar weed diversity compared to that under

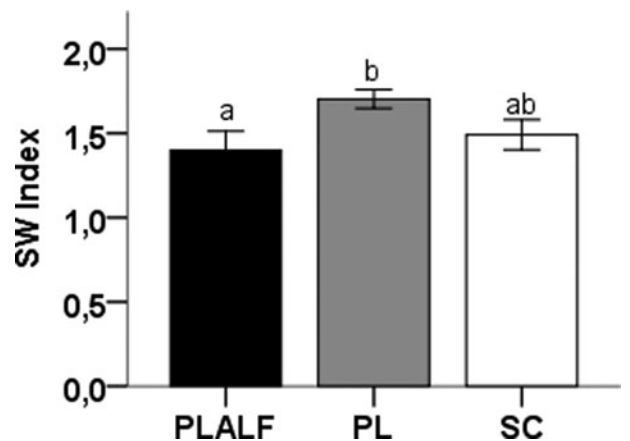


Fig. 15. Shannon–Wiener index on May 23, 2013. The means and standard errors per treatment are given. Different letters indicate significant differences between tillage/crop rotation systems. PLALF, conventional PL in a crop rotation with an alfalfa-grass ley; PL, plow in a cereal-based crop rotation; SC, stubble cleaner in a cereal-based crop rotation.

conventional tillage (Hampl, 2005; Sans *et al.*, 2011). In a study by Armengot *et al.* (2016), the effect of tillage on weed diversity was dependent on the particular experiment and the cultivated crop. In their comparison of seven field experiments in different growing regions of Europe, the cultivated crop was even more important than the kind of tillage. However, in this experiment, the dependence on a single type of tillage—continuous tillage with the SC in the SC system compared to alternating inversion and non-inversion tillage in the two other systems—strongly influenced weed diversity. Additionally, the crop rotation differed in only one component, although it lasted for three years. Since alfalfa–grass mixture is grown for its ability to suppress weeds, it is not expected to increase weed diversity.

Conclusions

Alfalfa–grass mixture in crop rotation and ploughing (PLALF system) was found to be the best means of controlling *C. arvensis* and other weeds compared to cereal-based crop rotation and ploughing (PL system) and cereal-based crop rotation with the SC (SC system).

For the weed community, the varying tillage (ploughing alternating with chiseling) resulted in higher weed diversity and evenness than the continuous use of the SC. Therefore, a recommendation for practice would be to alternate tillage strategies in reduced-tillage systems to prevent the development of detrimental weed communities with a few dominant species. For weed control, however, perennial forage legumes are still recommended, preferably with short-term cover crops in the rotation. More research is necessary to attempt to achieve similar benefits from a crop rotation that includes short-term cover crops but does not include perennial forage legumes.

Acknowledgements. This work was part of the FP7 ERA-Net (CORE Organic II)—project ‘Reduced tillage and green manures for sustainable organic cropping systems’ (TILMAN ORG, www.tilman-org.net). It was funded by grants from the Federal Program for Organic and Sustainable Farming supported by the German Federal Ministry of Food and Agriculture. The publication has been supported by the German Federal Ministry of Education and Research (BMBF) in the framework of the funding measure ‘Soil as a Sustainable Resource for the Bioeconomy—BonaRes (Module B): BonaRes Centre for Soil Research, subproject B’ (grant no. 031B0511B).

Conflict of interest. The authors declare that they have no conflict of interest.

References

- Adeux G, Vieren E, Carlesi S, Barberi P, Munier-Jolain N and Cordeau S (2019) Mitigating crop yield losses through weed diversity. *Nature Sustainability* 2, 1018–1026.
- Altieri MA (1999) The ecological role of biodiversity in agroecosystems. *Agriculture, Ecosystems & Environment* 74, 19–31.
- Armengot L, Berner A, Blanco-Moreno JM, Mäder P and Sans FX (2015) Long-term feasibility of reduced tillage in organic farming. *Agronomy for Sustainable Development* 35, 339–346.
- Armengot L, Blanco-Moreno JM, Barberi P, Bocci G, Carlesi S, Aenderkerk R, Berner A, Celette F, Grosse M, Huiting H, Kranzler A, Luik A, Mäder P, Peigné J, Stoll E, Delfosse P, Sukkel W, Surböck A, Westaway S and Sans FX (2016) Tillage as a driver of change in weed communities: a functional perspective. *Agriculture, Ecosystems & Environment* 222, 276–285.
- Bakken AK, Brandsæter LO, Eltun R, Hansen S, Mangerud K, Pommeresche R and Riley H (2009) Effect of tractor weight, depth of ploughing and wheel placement during ploughing in an organic cereal rotation on contrasting soils. *Soil and Tillage Research* 103, 433–441.
- Barberi P (2002) Weed management in organic agriculture: are we addressing the right issues? *Weed Research* 42, 177–193.
- Barberi P and Mazzoncini M (2001) Changes in weed community composition as influenced by cover crop and management system in continuous corn. *Weed Science* 49, 491–499.
- Barberi P, Aenderkerk R, Antichi D, Armengot L, Berner A, Bigongiali F, Blanco-Moreno JM, Carlesi S, Celette F, Chamorro L, Crowley O, Döring T, Grosse M, Haase T, Heß J, Huiting H, José-Maria L, Klaedtke S, Kranzler A, Luik A, Peigné J, Sukkel W, Surböck A, Talgre L and Sans FX (2014) Reduced tillage and cover crops in organic arable systems preserve weed diversity without jeopardising crop yield. In: Rahmann, G. & Aksoy, U. (eds.) Building Organic Bridges; Proceedings of the 4th ISOFAR Scientific Conference.
- Blackwell PS, Green TW and Mason WK (1990) Responses of biopore channels from roots to compression by vertical stresses. *Soil Science Society of America Journal* 54, 1088–1091.
- Bloch R and Bachinger J (2012) Assessing the vulnerability of organic farming systems: A case study from the federal state of Brandenburg. In International Farming Systems Association, 10th European IFSA Symposium, Book of Abstracts: Producing and Reproducing Farming Systems: New Modes of Organisation for Sustainable Food Systems of Tomorrow. Vienna.
- Brandsæter LO, Bakken AK, Mangerud K, Riley H, Eltun R and Fykse H (2011) Effects of tractor weight, wheel placement and depth of ploughing on the infestation of perennial weeds in organically farmed cereals. *European Journal of Agronomy* 34, 239–246.
- Brandt M, Wildhagen H and Heß J (2001) *Bodenmonitoring auf der Hessischen Staatsdomäne Frankenhäuser: Kartier- und Analyseergebnisse*. Witzhausen, GhK: Fachgebiet Bodenkunde.
- Brust J, Gerhards R, Karanisa T, Ruff L and Kipp A (2011) Warum Untersaaten und Zwischenfrüchte wieder Bedeutung zur Unkrautregulierung in Europäischen Ackerbausystemen bekommen. *Gesunde Pflanzen* 63, 191–198.
- Brust J, Claupein W and Gerhards R (2014) Growth and weed suppression ability of common and new cover crops in Germany. *Crop Protection* 63, 1–8.
- Burgt G-JHM van der, Eekeren NJM van, Scholberg JMS and Koopmans CJ (2013) Lucerne (*Medicago sativa*) or grass-clover as cut-and-carry fertilizers in organic agriculture. *Grassland Science in Europe* 18, 123–125.
- Dierauer H and Böhler D (2007) *Stoppelhobel Erfahrungsbericht*. Frick, Schweiz: Forschungsinstitut für biologischen Landbau.
- Döring TE, Storkey J, Baddeley JA, Collins RP, Crowley O, Howlett SA, Jones HE, Mccalman H, Measures M, Pearce H, Roderick S, Watson CA and Wolfe MS (2017) Weeds in organic fertility-building leys: aspects of Species richness and weed management. *Organic Farming* 3, 51–65.
- Dorn B, Jossi W and Heijden MVD (2011) Leguminosen als Zwischenbegrünung im ökologischen Ackerbau mit konservierender Bodenbearbeitung. In Leithold G, Becker K, Brock C, Fischinger S, Spiegel, AK, Spory K, Wilbois KP and Williges U (eds), *Es geht ums Ganze: Forschen im Dialog von Wissenschaft und Praxis*. Berlin: Dr. Köster, pp. 32–35.
- Dorn B, Stadler M, Heijden MVD and Streit B (2013) Regulation of cover crops and weeds using a roll-chopper for herbicide reduction in no-tillage winter wheat. *Soil and Tillage Research* 134, 121–132.
- Grosse M and Heß J (2018) Sommerzwischenfrüchte für verbessertes Stickstoff- und Beikrautmanagement in ökologischen Anbausystemen mit reduzierter Bodenbearbeitung in den gemäßigten Breiten. *Journal für Kulturpflanzen* 70, 173–183.
- Grosse M, Haase T and Heß J (2019) Tillage system comparison in organic farming: effects on N mineralization, soil microbial biomass, and yield. *Organic Farming* 5, 23–36.
- Gruber S and Claupein W (2008) Effects of Conservation Tillage on Canada Thistle (*Cirsium arvense*) in Organic Farming. In: Neuhooff, D., Halberg, N., Alföldi, T., Lockereit, W., Thommen, A., Rasmussen, I. A., Hermansen, J., Vaarst, M., Lueck, L., Caporali, F., Jensen, H. H., Migliotini, P. & Willer, H. (eds.) Cultivating the Future Based on Science. Proceedings of the Second Scientific Conference of the International Society of Organic Agriculture Research (ISOFAR).

- Gruber S and Claupein W** (2009) Effect of tillage intensity on weed infestation in organic farming. *Soil and Tillage Research* **105**, 104–111.
- Haase T and Heß J** (2011) Strategien zur Regulierung der Ackerkratzdistel (*Cirsium arvense*) im ökologischen Landbau. In Leithold G, Becker K, Brock C, Fischinger S, Spiegel AK, Spory K, Wilbois KP and Williges U (eds), *Es geht ums Ganze: Forschen im Dialog von Wissenschaft und Praxis*. Berlin: Dr. Köster, pp. 236–237.
- Hampel U** (2005) 10 Jahre differenzierte Grundbodenbearbeitung im ökologischen Landbau—Methoden und Ergebnisse. In Heß J and Rahmann G (eds), *Ende der Nische*. Kassel: Kassel University Press GmbH, pp. 13–14.
- Heilmann H** (2014) Zur Ökophysiologie des Auftretens von *Cirsium arvense*. In Nordmeyer H and Ulber L (eds), *Tagungsband 26. Deutsche Arbeitsbesprechung über Fragen der Unkrautbiologie und -Bekämpfung*. Quedlinburg: Julius Kühn Institut Bundesforschungsinstitut für Kulturpflanzen, pp. 218–224.
- Hofmeijer MAJ, Krauss M, Berner A, Peigné J, Mäder P and Armengot L** (2019) Effects of reduced tillage on weed pressure, nitrogen availability and winter wheat yields under organic management. *Agronomy* **9**, 180.
- Kolbe H, Schuster M, Hänsel M, Grünbeck A, Schließer I, Köhler A, Karalus W, Krellig B, Pommer R and Arp B** (2004) Zwischenfrüchte im Ökologischen Landbau. *Sächsische Landesanstalt für Landwirtschaft*, Leipzig.
- Kouwenhoven JK, Perdok UD, Boer J and Oomen GJM** (2002) Soil management by shallow mouldboard ploughing in The Netherlands. *Soil and Tillage Research* **65**, 125–139.
- Krauss M, Berner A, Burger D, Wiemken A, Niggli U and Mäder P** (2010) Reduced tillage in temperate organic farming: implications for crop management and forage production. *Soil Use and Management* **26**, 12–20.
- Lukashyk P** (2005) Problemunkräuter im organischen Landbau: Entwicklung von Strategien zur nachhaltigen Regulierung von Ackerkratzdistel *Cirsium arvense* (L.) Scop. und rauhaarige Wicke *Vicia hirsuta* (L.) S.F. Gray, Berlin, Köster.
- Lukashyk P, Berg M and Köpke U** (2008) Strategies to control Canada thistle (*Cirsium arvense*) under organic farming conditions. *Renewable Agriculture and Food Systems* **23**, 13–18.
- Lütke Entrup N** (2001) *Zwischenfrüchte im Umweltgerechten Pflanzenbau*. Gelsenkirchen: Thomas Mann.
- Mäder P and Berner A** (2012) Development of reduced tillage systems in organic farming in Europe. *Renewable Agriculture and Food Systems* **27**, 7–11.
- Marshall EJP, Brown VK, Boatman ND, Lutman PJW, Squire GR and Ward LK** (2003) The role of weeds in supporting biological diversity within crop fields. *Weed Research* **43**, 77–89.
- Nichols V, Verhurst N, Cox R and Govaerts B** (2015) Weed dynamics and conservation agriculture principles: a review. *Field Crops Research* **183**, 56–68.
- Peigné J, Ball BC, Roger-Estrade J and David C** (2007) Is conservation tillage suitable for organic farming? A review. *Soil Use and Management* **23**, 129–144.
- Reimer M, Ringselle B, Bergkvist G, Westaway S, Wittwer R, Baresel JP, Van Der Heijden M, Mangerud K, Finckh MR and Brandsøter LO** (2019) Interactive effects of subsidiary crops and weed pressure in the transition period to non-inversion tillage, a case study of six sites across northern and central Europe. *Agronomy* **9**, 495.
- Reiter S, Suntinger M and Friedel JK** (2015) Pfluglose Bodenbearbeitung im Ökolandbau - Geräteversuch zum pfluglosen Kleeergrasumbruch. In Häring AM, Hörning B, Hoffmann-Bahnsen R, Luley H, Luthard V, Pape J and Trei G (eds), *Am Mut Hängt der Erfolg: Rückblicke und Ausblicke auf die ökologische Landwirtschaft*. Berlin: Dr. Köster, pp. 88–89.
- Sans FX, Berner A, Armengot L and Mäder P** (2011) Tillage effects on weed communities in an organic winter wheat-sunflower-spelt cropping sequence. *Weed Research* **51**, 413–421.
- Schmidt H** (ed.) (2010) *Öko-Ackerbau ohne tiefes Pflügen: Praxisbeispiele und Forschungsergebnisse*. Berlin: Dr. Köster.
- Schmidt A and Gläser H** (2013) Anbau von Zwischenfrüchten: Auswertung der Versuchsanlagen 2012/13 in Sachsen. Sächsisches Landesamt für Umwelt, Landwirtschaft und Geologie (LfULG). Dresden.
- Schmidt A and Gläser H** (2014) Anbau von Zwischenfrüchten: Auswertung der Versuchsanlagen 2013/14 in Sachsen. Sächsisches Landesamt für Umwelt, Landwirtschaft und Geologie (LfULG). Dresden.
- Seitz S, Goebes P, Puerta VL, Pereira EIP, Wittwer R, Six J, Van Der Heijden M and Scholten T** (2019) Conservation tillage and organic farming reduce soil erosion. *Agronomy for Sustainable Development* **39**.
- Shrestha A, Knezevic SZ, Roy RC, Ball-Coelho BR and Swanton CJ** (2002) Effect of tillage, cover crop and crop rotation on the composition of weed flora in a sandy soil. *Weed Research* **42**, 76–87.
- Spektrum** (2020) Lexikon der Geowissenschaften. Available at <https://www.spektrum.de/lexikon/geowissenschaften/shannon-index/14873>.
- Stadler M, Zihlmann U, Scherrer C, Jossi W and Streit B** (2009) Verschiedene Gründüngerpflanzen—Anbaueignung und Unkrautunterdrückung im Direktsaatsystem vor Winterweizen. In Mayer J, Alföldi T, Leiber F, Dubois D, Fried P, Heckendorn F, Hillmann E, Klocke P, Lüscher A, Riedel S, Stolze M, Strasser F, Heijden MVD and Willer H (eds), *Werte - Wege - Wirkungen: Biolandbau im Spannungsfeld zwischen Ernährungssicherung, Markt und Klimawandel*. Berlin: Köster, pp. 131–132.
- Storkey J and Neve P** (2018) What good is weed diversity? *Weed Research* **58**, 239–243.
- Teasdale JR, Brandsøter LO, Calegari A and Skora Neto F** (2007) Cover crops and weed management. In Upadhyaya MK and Blackshaw RE (eds), *Non-chemical Weed Management*. Cambridge, MA: CABI, pp. 49–64.
- Verschwele A and Häusler A** (2004) Effect of crop rotation and tillage on infestation of *Cirsium arvense* in organic farming systems. In European Weed Research Society (ed.), *Proceedings of the 6th EWRS workshop on physical and cultural weed control*, Lillehammer, Norway, pp. 187–194.
- Wittwer R, Dorn B, Jossi W, Zihlmann U and van der Heijden M** (2013) Zwischenfrüchte als wichtiges Puzzleteil für den pfluglosen ökologischen Landbau. In Neuhoff D, Stumm C, Ziegler S, Rahmann G, Hamm U and Köpke U (eds), *Ideal und Wirklichkeit - Perspektiven Ökologischer Landwirtschaft*. 12. Wissenschaftstagung Ökologischer Landbau. Bonn, 05.-08.03.2013. Berlin: Dr. Köster, pp. 46–49.
- Zikeli S and Gruber S** (2017) Reduced tillage and No-till in organic farming systems, Germany—status quo, potentials and challenges. *Agriculture* **7**, 35.