

# **Status quo of Chinese Organic Sector**

**ZHOU ZEJIANG**  
on behalf of Organic and Beyond  
Feb.13, 2020

# Source of all data: Chinese organic authority CNCA



| <b>Category</b><br>类别      | <b>Items/指标</b>   | <b>2018</b>  |
|----------------------------|---|--------------|
| <b>Certification</b><br>认证 | <b>Certificates to China Standard /</b><br>中国有机认证证书数        | <b>19365</b> |
|                            | <b>Applicants within China/ 中国境</b><br>内申请企业数               | <b>12226</b> |
|                            | <b>Certificates within China/中国境</b><br>内获证数                | <b>18955</b> |
|                            | <b>Applicants outside of Chian/境外</b><br>申请企业数              | <b>206</b>   |
|                            | <b>Certificates outside of China/境</b><br>外获证数              | <b>410</b>   |
|                            | <b>Number of foreign countries</b><br><b>involved/涉及国家数</b> | <b>41</b>    |

|   |  |   |
|---|--|---|
| <b>Acreage certified to Chinese Standard / 认证面积</b> | <b>Cultivated organic land certified/ 植物生产认证面积</b>                                       | <b>4.11 million ha</b>  |
|   | <b>Wild collection acreage certified/ 野生采集认证面积</b>                                       | <b>0.975 million ha</b>   |
|   | <b>Acreage (and amount ) certified to Chinese standards in abroad/ 按照中国标准在海外认证的面积和产量</b> | <b>0.119 million ha (6.55 million ton, including sugar plants 3.81 million ton)</b> |

|                                   |  |                           |
|-----------------------------------|--|---------------------------|
| <b>Certified Amount/<br/>认证产量</b> | <b>Crops /作物总产量</b>                              | <b>13 million ton</b>     |
|                                   | <b>Wild collection /野生采集产量</b>                   | <b>0.37 million ton</b>   |
|                                   | <b>Sheep/羊</b>                                   | <b>3.21 million</b>       |
|                                   | <b>Cattle/牛</b>                                  | <b>0.88 million</b>       |
|                                   | <b>Pig/猪</b>                                     | <b>0.24 million</b>       |
|                                   | <b>Total animal and animal products/动物及产品总产量</b> | <b>5.18 million ton</b>   |
|                                   | <b>Milk/牛乳</b>                                   | <b>2.57million ton</b>    |
|                                   | <b>Aquatic product (including plants)/水产品总产量</b> | <b>0.17 million ton</b>   |
|                                   | <b>Aquatic plants/水生植物产品</b>                     | <b>0.39 million ton</b>   |
|                                   | <b>Total processed products/加工产品总产量</b>          | <b>4.84 million ton</b>   |
|                                   | <b>(Including processed grains/其中谷物磨制产量)</b>     | <b>(1.51 million ton)</b> |



|                           |   |                            |
|---------------------------|---|----------------------------|
| <b>Labels issued</b> 发放标志 | <b>Total labels issued/有机标志备案数</b>            | <b>1.91 billion</b>        |
|                           | <b>(including sterilized milk/其中灭菌乳)</b>      | <b>(1.14 billion)</b>      |
| <b>Products Value/产值</b>  | <b>Total value/有机产品总产值</b>                    | <b>24.32 billion USD</b>   |
|                           | <b>(including processed products/其中加工类产品)</b> | <b>(15.90 billion USD)</b> |
| <b>Sales Value</b> 销售额    | <b>Total sales value/产品销售额</b>                | <b>9.21 billion USD</b>    |
|                           | <b>(including processed products/加工产品销售额)</b> | <b>(8.70 billion USD)</b>  |

|  |   |                          |
|--|---|--------------------------|
| <b>Certification to foreign standards in China/按境外标准在中国的认证</b> | <b>Total acreage (a certain percentage of the acreage are overlapped to domestic certification)/认证总面积（有部分面积是与中国标准认证重叠的）</b> | <b>1.355 million ha</b>  |
|  | <b>Total amount certified (crops)/认证总产量（作物）</b>   | <b>5.74 million ton</b>  |
| <b>Export/出口</b>   | <b>Total sales value/有机产品出口贸易总额</b>   | <b>894 million USD</b>   |
|  | <b>Total amount/有机产品出口总贸易量</b>  | <b>0.705 million ton</b> |

# Organic Certification

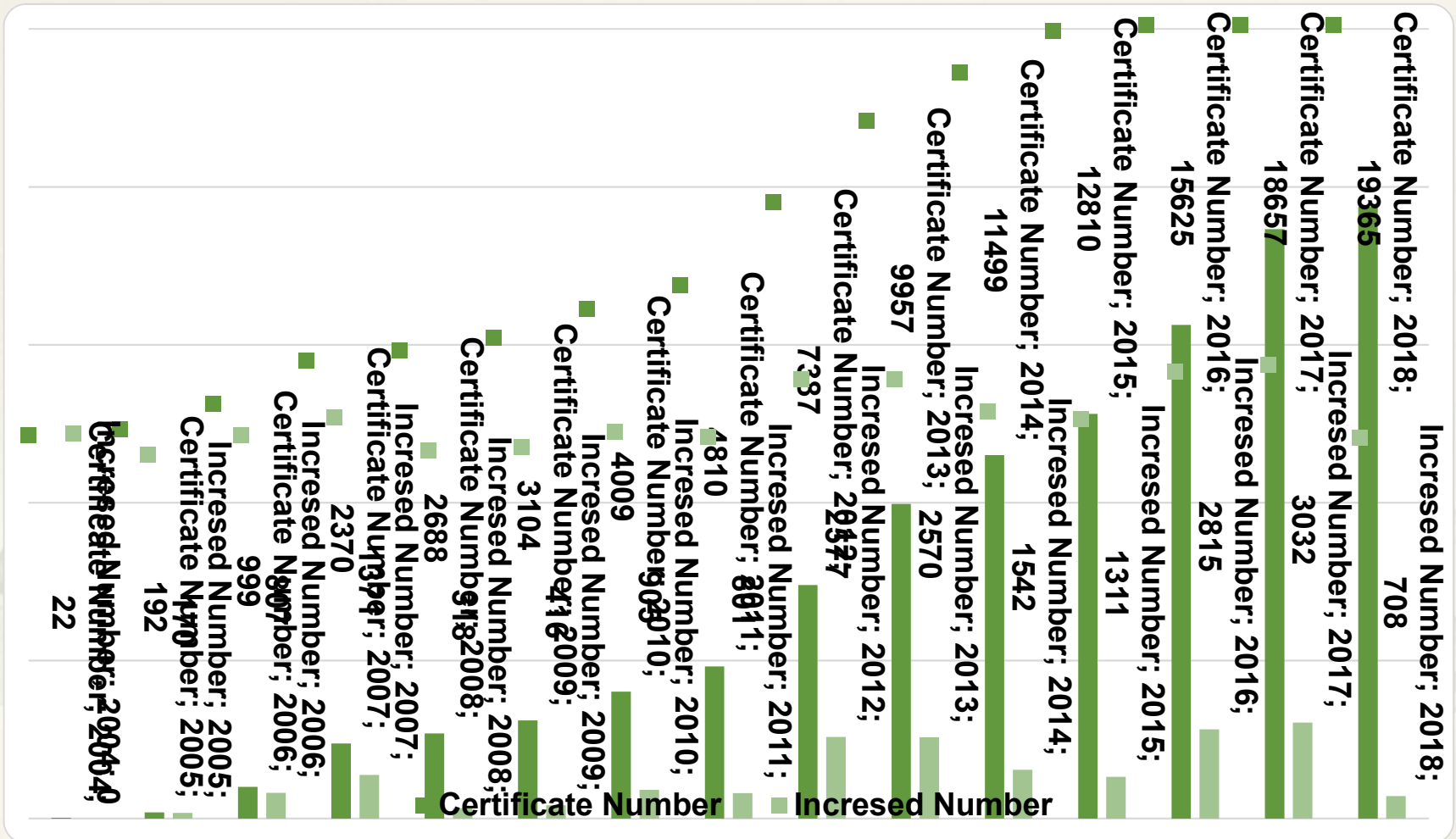
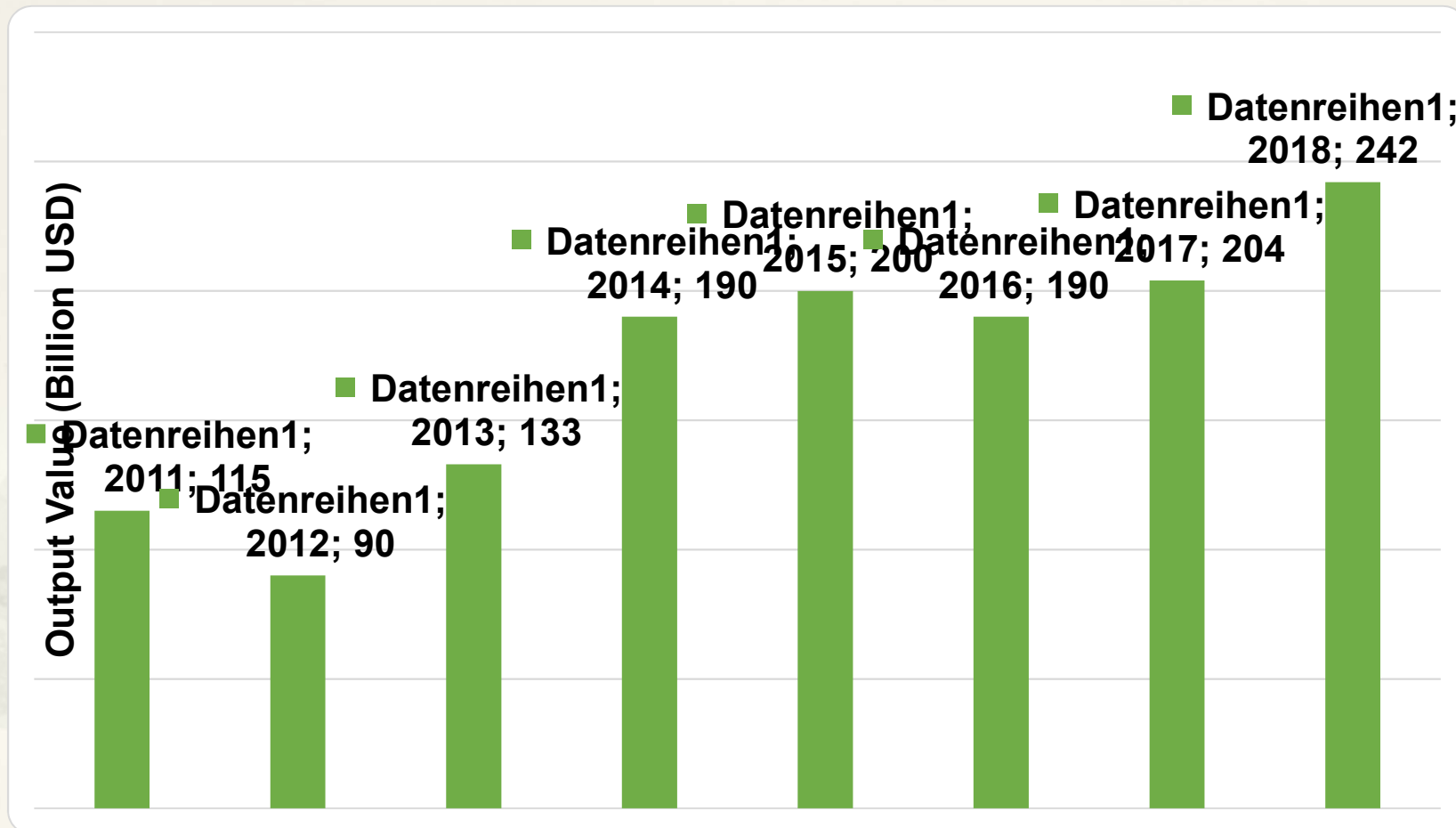


Figure. Development trend of organic certification in China, 2004-2018



# Value of organic products (2011-2018)



# Certification by Chinese Standards Outside China

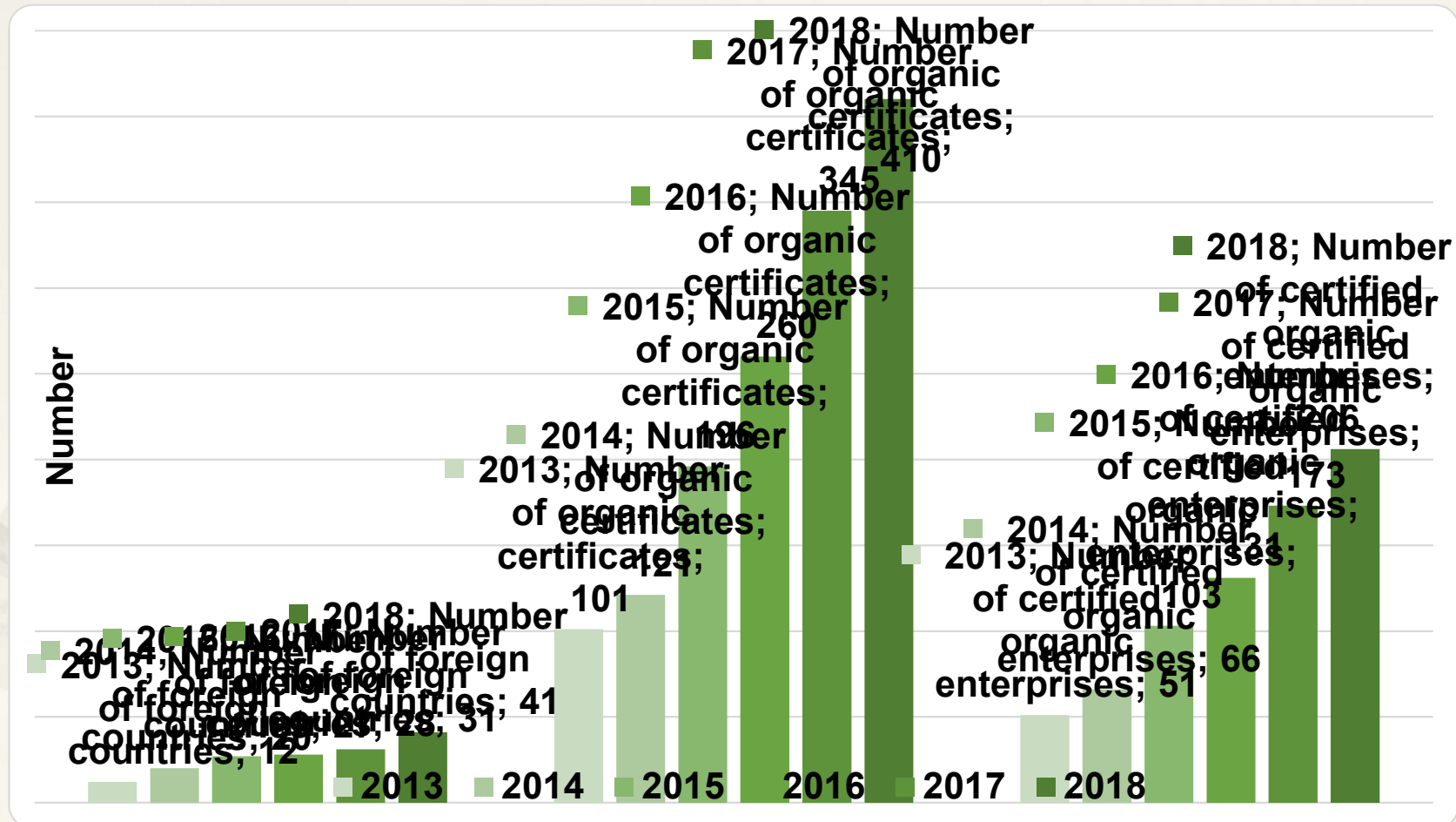


Figure. Number of foreign countries, organic certificates and enterprises certified overseas under Chinese standards, 2013-2018

## Issuing of Chinese Organic Labels

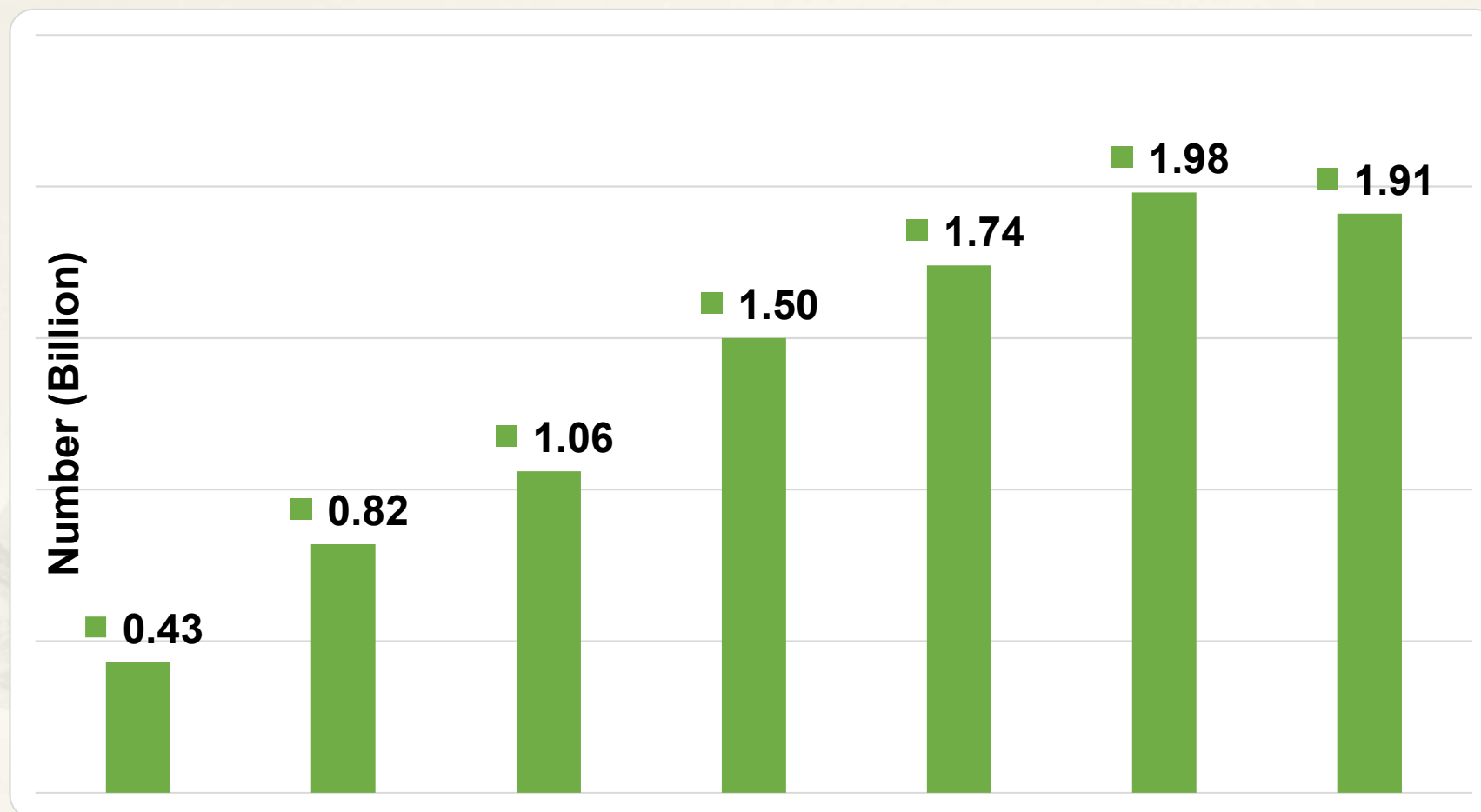


Figure. Issuing of organic label in China, 2012-2018

# Sales value of organic processed products

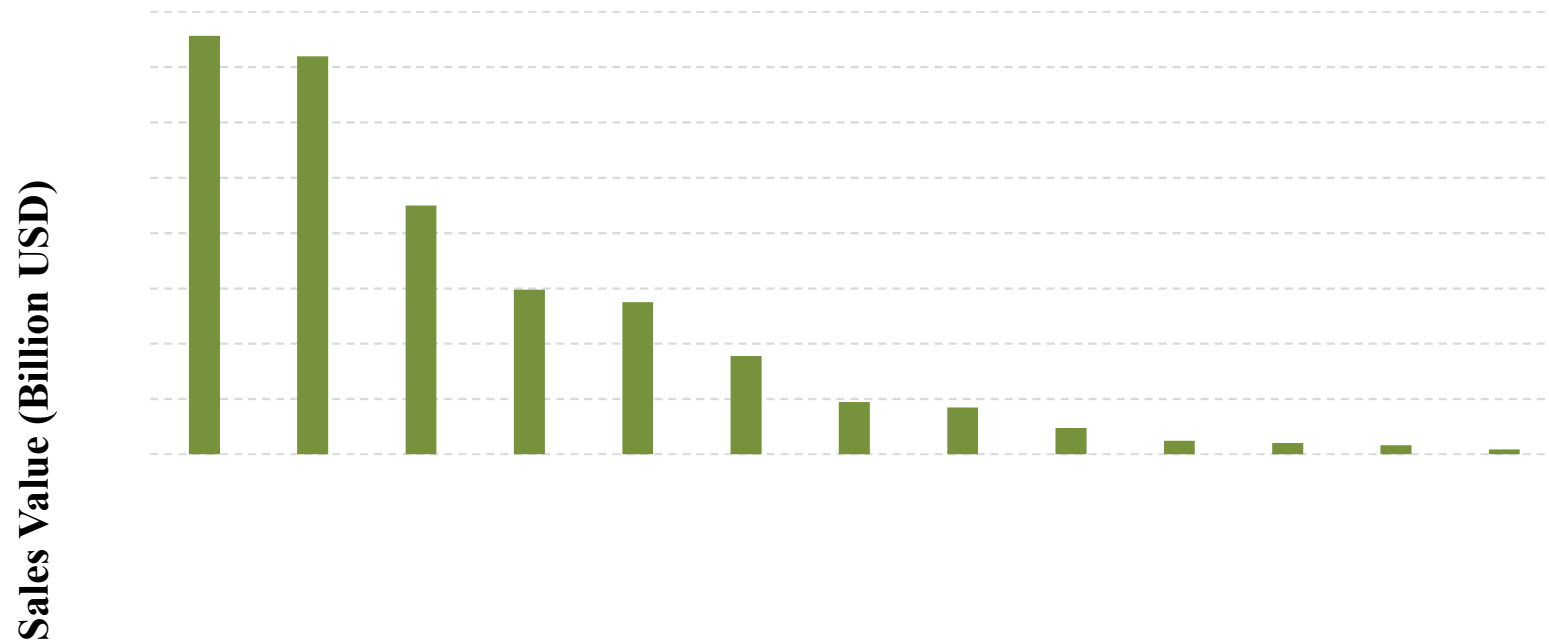


Figure. Sales value of organic processed products in China, 2018

# Challenges-1

- GAP between organic production and consumption

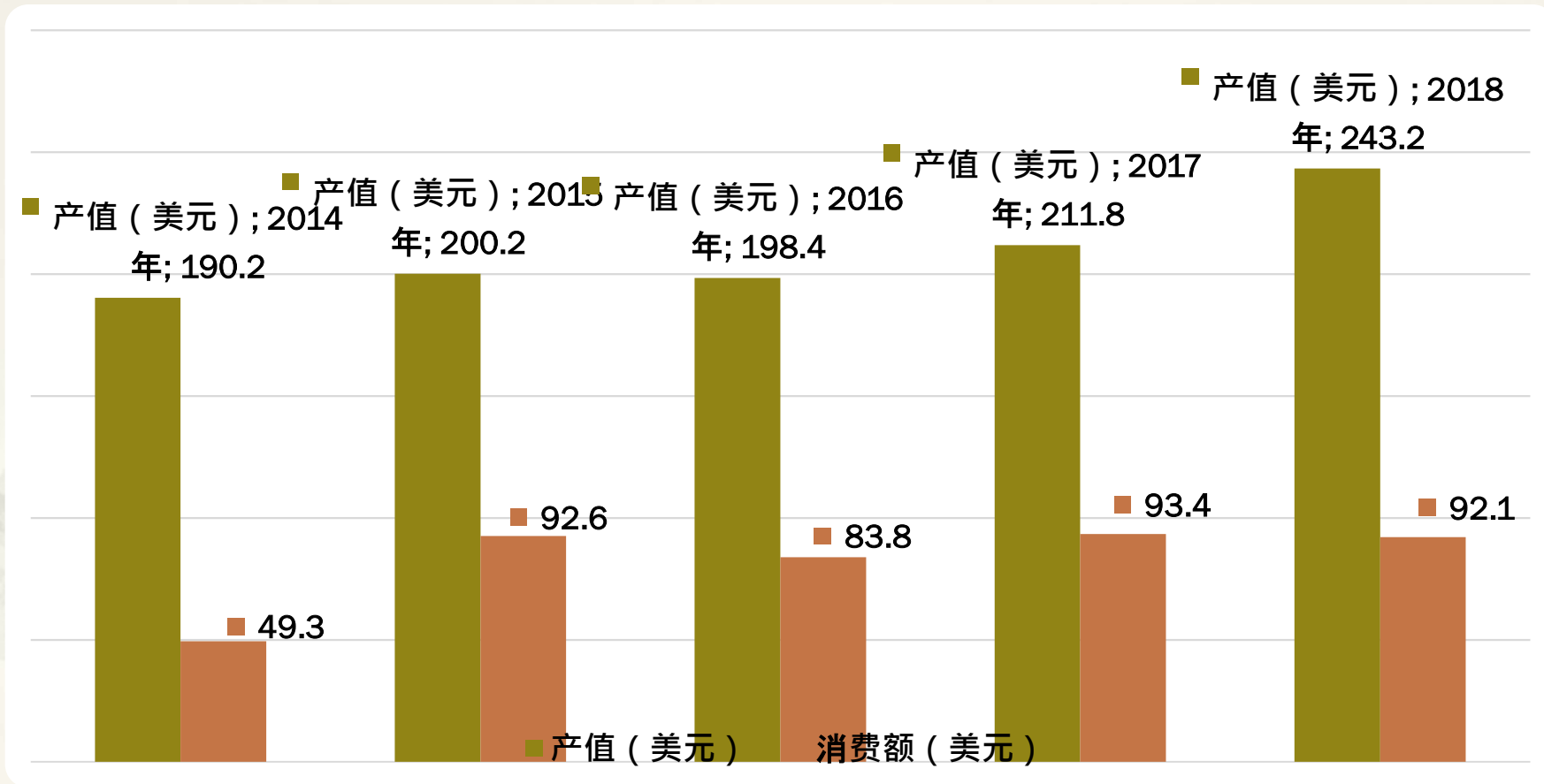


Figure. output value, sales value and sales ratio of organic products in 2014-2017



# Challenges

---

- \* Technical Bottleneck (World issue – no real technical platform – Need to be Dynamic. Who invest? Who maintain?)
- \* Marketing Bottleneck (Price largely depends on technical advancement and technology availability. Market platform?)
- \* As a general, organic sector of China will keep further develop in a reasonable rate.



**THANKS**