



**PROCEEDINGS  
OF THE INTERNATIONAL CONFERENCE  
ON ORGANIC AGRICULTURE AND CLIMATE CHANGE**

**September 28 - 29, 2009  
Sofia, Bulgaria**

**PROCEEDINGS  
OF THE INTERNATIONAL CONFERENCE  
ON ORGANIC AGRICULTURE AND CLIMATE CHANGE**

**September 28 - 29, 2009  
Sofia, Bulgaria**

**Editor: Darko Znaor**

## Avalon

P.O.Box 14, 8730 AA

't Bosk 71, 8731 BK

Wommels

The Netherlands

Tel (+31) (0)515 331955

Fax (+31) (0)515 331980

E-mail: [office@avalon.nl](mailto:office@avalon.nl)

<http://www.avalon.nl>





## Table of contents

INTRODUCTION.....	6
The programme .....	8
The King’s Village Declaration on Organic Agriculture and Climate Change .....	11
The Role of Organic Agriculture in Environmental Protection and FAO .....	20
Managing Soil Carbon For Protecting Climate and Advancing Food Security .....	30
Organic Farming and Climate Change	
Can organic farming mitigate the impact of agriculture on global warming? .....	46
Impact of Large-Scale Conversion to Organic Farming on Greenhouse Gas Emissions .....	58
Organic Livestock: Good or Bad for Climate Protection? .....	70
International Carbon Market Mechanisms and Agriculture:	
Is there any role for (Organic) Farming .....	76
Capitalizing on the Competitive Advantage of Sustainable Agriculture in Egypt	
Sekem and Soil & More – a partnership for sustainable development .....	82
International Organic Farming Movement and Climate Change Policies .....	92
Relevance of Organic Farming for Climate Change in Germany .....	102
Lower Your Carbon Foot Print and Eat Organic: the Case of Poland .....	120
Carbon Mining: the Story of Carbon Disappeared from the Agricultural Soils of Central and Eastern Europe .....	130
Carbon Neutral Organic Food and Farming Business.....	156
The Lessons of the Loess Plateau: Fighting Climate Change in China .....	176
List of participants.....	177

# INTRODUCTION

## **The problem**

Climate change is one of the most challenging issues the mankind faces today. The Earth is warming up! The burning of fossil fuels, the cutting of forests and environmentally-unfriendly farming practices are the key reasons why the average temperature of the Earth's surface has risen by 0.74 °C since the end of the 19th century. The temperature rise causes glaciers, permafrost and sea ice melting. It disturbs and destroys ecosystems and species, causes sea levels rising, seasons changing and more extreme weather, resulting in more frequent flooding and drought, more disease, more famine and hundreds of millions of environmental refugees.

## **The role of agriculture**

Contrary to most other sectors, agriculture is both the source of greenhouse emissions (GHG) and a likely victim of climate change. Agriculture is a significant source of two greenhouse gases: nitrous oxide and methane. Agricultural soils and livestock directly emit GHG, while agriculture's indirect emissions include fossil fuel use in farm operations, the production of agrochemicals and the conversion of land to agricultural use from forests. Agricultural direct emissions globally make up 14% of all anthropogenic GHG emissions. However, the total global contribution of the agricultural sector, including all direct and indirect emissions, is in the range of 17-32% of all global human-caused GHG emissions. Livestock farming and fertiliser use are by far the two most significant sources of GHG deriving from agriculture. Through enteric fermentation in the rumen, ruminant livestock (cattle, sheep and goats) produce methane, contributes to about 60% of all global methane emissions. Additionally, both methane and nitrous oxide are emitted from the storage, application and decomposition of manure in the soil. Nitrogen fertilisers applied on agricultural land emit nitrous oxide, a gas whose global warming potential is nearly 300 times greater than of CO<sub>2</sub>. Besides livestock farming and fertilisers, agriculture emits GHG through the production of legume crops, residue burning and land use change (e.g. conversion of carbon-rich grassland soils or forests into arable land).

## **Organic farming and GHG emissions**

Organic farming contributes to the reduction GHG emissions because it reduces the consumption of fossil fuels (notably those used in fertiliser manufacturing), reduces emissions of CO<sub>2</sub>, methane and nitrous oxide. It also reduces vulnerability of soils to erosion, while at the same time increasing carbon stocks in the soil. Consequently, conversion to organic farming is believed to be a viable way of reducing GHG emissions. Depending on the commodity produced, organic farming emits 6-60% less GHGs than non-organic farming. However, when calculated per kg of product, in the case of substantially lower yields, organic farming can result in a higher global warming potential.

Objectives

### **The conference objectives were to:**

1. Inform about potentials and challenges of organic farming in regard to climate protection.
2. Provide opportunity to exchange ideas about research, education and demonstration projects and opportunities on organic farming and climate change.
3. Inspire to adopt policies fostering development of organic farming and promoting the spread of its practices.

**Target group:**

The conference will bring together a range of organic farming stakeholders, mainly from Central and East European countries, the Balkans, the Caucasus and Central Asia. The participants are expected to come from the ministries, universities, research institutes, extension service, organic NGOs and the business sector.



## **The programme**

### **Sunday, September 27, 2009.**

Arrival and registration of participants

19.00 – 21.30 Welcome dinner (organic)

### **Monday, September 28, 2009.**

#### **Theme: Organic Farming and International Policies on Climate Change**

Chairman: Prof Branko Bošnjaković, Supervisory Board Member, Avalon, the Netherlands

08.45 – 09.00 Musical opening

09.00 – 09.10 Greetings and Introduction  
Mr Martien Lankester, MD. Executive Director, Avalon, the Netherlands

09.10 – 09.20 Word of Welcome  
Ms Nona Karadjova, Minister, Ministry of Environment and Water, Bulgaria

09.20 – 09.30 Word of Welcome  
Dr Viara Stefanova, Head of Department of Agroecology, Ministry of Agriculture and Food, Bulgaria

09.30 – 09.35 Word of Welcome  
Mr Martijn Elgersma, Deputy Head of Mission, Royal Netherlands Embassy Sofia

09.35 – 09.50 The role of Organic Farming in Environmental Protection and the FAO's Policies  
Dr Rainer Krell, Environment Officer Bioenergy and Climate Change, Food and Agriculture Organisation of the United Nations, Italy

09.50 – 10.10 International Organic Farming Movement and Climate Change Policies  
Mr Markus Arbenz, MSc., Executive Director, IFOAM (International Organisation of Organic Agriculture Movements), Germany

10.10 – 10.30 The role of ecosystem restoration in preventing climate change  
Mr John Liu, MSc., Director, Earth's Hope, the USA (video presentation)

10.30 – 11.00 Coffee break



### **Theme: Green Farming vs. Black Carbon**

- Chairman: Mr Martien Lankester, MD. Executive Director, Avalon, the Netherlands
- 11.00 – 11.40 The Role and Potential of Soil Carbon Sequestration in Protecting Climate  
Prof Rattan Lal, Director of the Carbon Management and Sequestration Center, School of Environment and Natural Resources, the Ohio State University, the USA
- 11.40 – 12.20 Organic Farming and Climate Change  
Dr Claude Aubert, Organic Agriculture Pioneer, Association of the French Members of IFOAM, France
- 12.20 – 12.45 Impact of Large-Scale Conversion to Organic Farming on Greenhouse Gas Emissions  
Dr Darko Znaor, Associated Expert, Avalon, the Netherlands/Croatia
- 12.45 – 13.00 Discussion
- 13.00 – 14.30 Lunch

### **Theme: Organic Food and Farming and Climate Change in EU Member States**

- Chairman: Prof Rattan Lal, Director of the Carbon Management and Sequestration Center, School of Environment and Natural Resources, the Ohio State University, the USA
- 14.30 – 15.10 Relevance of Organic Farming for Climate Change in Germany?  
Dr Guido Haas, Organic AgroExpertise Consultancy, Germany
- 15.10 – 15.50 Lower Your Carbon Foot Print and Eat Organic: the Case of Poland  
Mr Tokya E. Dammond, MSc., Chairman and Founder of Symbio Polska S. A., Poland
- 15.50 – 16.05 Discussion
- 16.05 – 16.45 Coffee break

### **Theme: Painting a Wider Picture**

- Chairman: Dr Rainer Krell, Environment Officer Bioenergy and Climate Change, Food and Agriculture Organisation of the United Nations, Italy
- 16.45 – 17.15 Carbon Mining: the Story of Carbon Disappeared from the Agricultural Soils of Central and Eastern Europe  
Prof Tamas Nemeth, Head of Research Institute for Soil Science and Agricultural Chemistry of the Hungarian Academy of Sciences, Hungary

- 17.15 – 17.45      Organic Livestock: Good or Bad for Climate Protection?  
Ms Kathleen Hewlett, Policy Researcher, the Soil Association, UK
- 17.45 – 18.00      Discussion
- 19.00 – 21.30      Dinner (with as much as possible organic ingredients from Bulgaria)

**Tuesday, September 29, 2009.**

**Theme: Organic Farming Soil Carbon: a Tradable Commodity?**

- Chairman:            Dr Nune Darbinyan, President of Eco-Globe, Armenia
- 09.00 – 09.30      Carbon Neutral Organic Food and Farming Business  
Drs Volkert Engelsman, Managing Director of EOSTA, the Netherlands
- 09.30 – 10.00      International Carbon Market Mechanisms: is there Any Role for (Organic) Farming?  
Mr Matt McCandless, M.N.R.M., P.Eng., Project Manager, International Institute for Sustainable Development, Canada
- 10.00 – 10.30      Discussion
- 10.30 – 11.00      Coffee break

**Theme:                Successful Project Examples**

- Chairman:            Drs Volkert Engelsman, Managing Director of EOSTA, the Netherlands
- 11.00 – 11.35      SEKEM Initiative: Farming the Desert Organically (Bio-dynamically)  
Mr Tobias Bandel, Project manager, SEKEM, Egypt
- 11.35 – 12.05      The Lessons of the Loess Plateau: Fighting Climate Change in China  
Mr John Liu, MSc., Director Earth's Hope, the USA (video presentation)
- 12.05 – 12.30      Discussion
- 12.30 – 13.00      Presentation, Discussion and Adoption of the King's Village Declaration on Climate Change and Organic Farming  
Mr Martien Lankester, MD. Executive Director, Avalon, the Netherlands
- 13.00 – 14.30      Lunch
- 14.30 – 19.30      Organic Food Excursion**
- 19.30 – 21.30      Dinner (with as much as possible organic ingredients from Bulgaria)

**The King's Village Declaration  
on Organic Agriculture and Climate Change  
The Netherlands - November 2009**

By endorsing the King's Village declaration, 98 participants, representing 28 nationalities, of the Avalon International Conference on Organic Agriculture and Climate Change, held on September 28 and 29, 2009 at King's Village, Sophia, Bulgaria, would like to urge farmers, the business community, consumers and policy makers to act responsibly and to support the further adoption of organic farming.

**Organic Farming & Protecting Our Climate**

Organic farming can make a contribution towards solving numerous social, environmental, economic and agronomic problems. In particular, organic farming can contribute to protecting our climate from further degradation and undesirable changes. The existing scientific evidence suggests that organic farming mitigates climate change on two levels. It reduces the consumption of fossil fuels (notably those used in fertiliser manufacturing) and thus cuts emissions of greenhouse gasses. At the same time it increases the long-lasting carbon stock in the soil, decreasing its concentration in the atmosphere. Soil carbon plays a key role in maintaining long-term soil fertility. It provides plant nutrients, enhances the soil's microbiological activity, structure and water holding capacity. The latter is particularly important in our time, when extreme weather conditions such as excessive rainfalls and droughts tend to occur more frequently.

**Organic Farming, Climate & Food Productivity**

Organic farming is a multi-objective concept and its environmental and socio-economic benefits go far beyond mere climate protection. The impact of potential large-scale conversion to organic farming on climate change is not yet fully explored and known. The few pioneering studies suggest that a wide-spread conversion to organic farming can contribute to reaching the greenhouse emission reduction targets. However, the role of organic farming in halting climate change should also be further explored in the context of its impact on regional and global food productivity. Organic farming's "climate performance" should be assessed not only against the farmed area, but also against the quantity of food and fibre it produces. By adopting organic farming practices, farmers can help in mitigation and adaptation to climate change.

**Changing our habits**

By buying organic food and by changing dietary habits, notably by eating fewer animal products, consumers can also help in reducing greenhouse emissions. Using environmentally-friendly means of transport for food shopping is another way for consumers to behave responsibly. The price we pay for food, in general, does not reflect the environmental and social costs associated with its production, transport, processing, storage and trade. These negative externalities are not internalised in the food price. When buying organic food, consumers do not buy only a climate-friendly product, but also a product that provides many other environmental benefits, scores high on animal welfare and tends to have a higher nutritional value per weight unit.

## What can policy makers add?

A great deal of responsibility for climate protection rests on policy makers. The current international carbon trading schemes do not credit carbon-friendly farming methods. Paying farmers for avoiding greenhouse gas emissions and/or for sequestering soil carbon would be a good way of rewarding responsible farmers for the positive environmental externalities they create. In order to catalyse the further development of the organic food and farming sector, policy makers could put in place a set of regulatory, economic and informative policy instruments favouring the development of organic farming and discouraging climate-damaging farming methods.

## Creating a dialogue

Avalon and its network partners will actively lobby for the recognition of the role of organic farming in halting climate change, and invite responsible farmers, consumers and policy makers to support and enable the further adoption and development of organic farming to help in solving one of the most challenging problems of humankind: climate change.

---

## Interested in follow up?

We invite your reactions and welcome discussion in an open dialogue. Please direct your opinions on this subject to [office@avalon.nl](mailto:office@avalon.nl). For further information and news on this topic, please visit our websites at [www.avalon.nl](http://www.avalon.nl) and [www.avalon-conference.org](http://www.avalon-conference.org).









OF BRANKO  
SUPER  
VALON FOUNDA

A VASILEVA  
WATER,  
MENT AND WATERS,  
RIA



Avalon  
Prof. Branko Bosnjakovic  
Croatia

KTBG

**PROF. BRANKO F. M. BOSNJAKOVIC**  
  
SUPERVISORY BOARD  
AVALON FOUNDATION, THE NETHERLANDS









# The Role of Organic Agriculture in Environmental Protection and FAO

**Rainer Krell<sup>1</sup>**

Food and Agriculture Organization of the United Nations  
Environment, Climate Change and Bioenergy Division, Italy  
Email: rainer.krell@fao.org

## **ABSTRACT**

Agro-environmental discussions are changing focus from individual disciplines (biodiversity, soil, water, air) towards adaptation to climate variability under the urgency of food security, reduced and degraded natural resources and increased economic polarization (poverty).

Organic agriculture, as an advanced but still evolving system, principally addresses the various arising environmental concerns (biodiversity, soil, water, gaseous emissions, energy balances, climate change adaptation) and has some integrated practical solutions which only require different degrees of local adaptation, many of which have been developed over the last decades. Thus it is probably the best available package for integrated environment-friendly approaches in agriculture.

Considering the immense diversity of environmental conditions and food and medicinal species on a global scale it is obvious that many production aspects can benefit from more knowledge on local adaptive practices. The immensity of the overall challenge necessitates effective collaboration. This is one of the reasons for FAO's support to ORCA, the global Organic Research Centres Alliance, and its close association with existing conventional agricultural research centres.

Effective practical action under very complex conditions (like multi-disciplinary integration) also requires good communication, clear processes, transparency and considerable goodwill. Thus in addition to the above mentioned activities, FAO is also contributing through support and in partnership with other UN and non-UN organisations. It works on standard harmonization and labelling, a multi-lingual glossary, information access; it initiates and supports discussions on organic agriculture research and trade, especially outside of the temperate areas.

## **1. Connection of Organic Agriculture to the Environment**

Agriculture is about as inseparable from the environment as weather is from climate.

Our capacities to directly influence local weather have only rarely exceeded temporary influences (traditional and industrial rain making and rain stopping as compared to the impact of deforestation and desertification on more permanent local weather changes (micro-climates)). In comparison, our agricultural activities have permanently affected environmental conditions, and continue to do so, on almost one third of the earth's land surface (almost 4 billion hectares): from causing local weather changes (micro-climates) resulting from deforestation and desertification to species extinction, soil losses, and lower or polluted water tables. The more local we look, the more drastic is some of that impact. Compared to extinction potentially resulting from global climate change, these seem minimal, but they are already reality and added together are of significant impact. Such losses may worsen the impact from the global climate effect since impoverished natural and agricultural systems are less resilient and less flexible to adapt.

Agriculture has a very strong direct effect on the local field and surrounding environment. The degree of disturbance and its geographical extent determine how permanent and how destructive that impact will be. It may range from a slight shift in species abundance in some agro-forestry or grazing systems (we know very little about the changes in the soil fauna and flora or the insect diversity as a result of

---

<sup>1</sup> The opinions expressed in this article as well as any conclusions are those of the author. They do not necessarily represent the opinions of FAO.

such changes) to irreversible changes such as complete extinction of species and land degradation to the point of total desertification. The choice is ours! The trend of impacts shows that we are (and not so slowly) cutting off the branch of the planetary environment that agriculture is sitting on.

Beyond the purely physical/biological environment, there is also a psychological (mental and emotional) and social environment that is very important for our (human) well-being and consequently for the rest of the world (i.e. we behave generally more destructive when we do not feel well). Organic agriculture (OA), by providing healthier and also less intoxicating food, has a tremendous potential to enhance our well-being, i.e. our physical and psychological environment, and thus enables us to evolve and strengthen our innate capacities for higher awareness and for responsible care of ourselves and the entire environment. In this paper, discussions will relate predominantly to the physical/biological environment.

Certain agricultural practices like organic agriculture, while still impacting the environment, have an undoubtedly less negative impact than, let's say, industrial agriculture, even when compared to the latter's best practices. These best practices are promoted almost everywhere and are also used by the agricultural industry to green its image. They however, all too frequently fall short of proper implementation or of even appropriate concepts for helping the conservation of our environment's life sustaining qualities. This is where OA makes the biggest difference and has well established methods for verification.

Part of OA's intrinsic values and approaches are based on working within environmental constraints and at least striving to work in collaboration and harmony with natural forces and resources and thus OA is one of the few agricultural practices that is least invasive to natural environments or to biodiversity. It explicitly requires that no natural habitats are converted for the expansion of its growing areas.

Organic farming practices have been shown to consistently conserve higher numbers of plant and animal species in and near fields. Soil qualities are generally maintained better or even improved as compared to most conventional practices and even after long-term use (>20 years) overall soil quality had actually been improved. The improvement of soil structure and organic matter content, especially if combined with reduced or no-till practices and higher crop diversity, has provided farmers with better results during periods of water stress (droughts).

Agriculture as a whole contributes about 10-20 % of all global anthropogenic greenhouse gas (GHG) emissions. By far the greatest contribution comes from fertilizer use (38%), enteric fermentation (32%), biomass burning (12%), rice paddy (11%) and manure handling (7%) (Smith et al. 2007). Thus by eliminating most fertilizer contributions and getting cattle back to pasture, OA can reduce a significant percentage of all agricultural GHG emissions.

Organic agriculture also provides management practices that can help farmers adapt to climate change through strengthening agro-ecosystems, diversifying crop and livestock production, improving soil fertility, pest control and water retention to best prevent and confront high weather and climate variability and actual changes in climate. It also, generally, has a lower Green House Gas footprint than comparable conventional or industrial agriculture practices (FAO, 2008; Niggli et al. 2009).

One could interpret the official recognition of OA's contribution to environmental conservation and improvement in the way OA has been supported under the EU's agro-environmental schemes rather than the commodity based programmes, although such interpretation may not correspond to original motivations or intentions. Organic agriculture is also recommended and specially supported in watersheds important for drinking water collection or around protected natural areas (FAO 2004).

The old paradigm "environment is bad for business" is slowly transforming and OA may have had a part in this, since it is good (or at least better) for the environment and is good business. Because of these double benefits it also has found more financial backing and investment over the last decades and some additional political attention. The recent climate change concerns and the new Carbon commodity hopefully benefit also investment in OA (FAO 2009c).

OA is a different approach and means change, because it is based on collaboration and harmony with natural processes and with the values of human well being without ignoring ancient and modern

knowledge and the basic and current social and economic needs of people. Since not all of these are part of certification criteria and since new organic farmers not always share these values, there is a trend to combine fair-trade certification with organic production certification. The connection to the environment is that poverty leads to environmental destruction and higher awareness brings more responsible behaviour also toward our environment. The mentioned values, however, need to be guarded savagely and continuously while engaging in active and open dialogue if organic agriculture wants to remain part of the solution and not loose political and economic ground to pressures from other interests!

To be able to collaborate with the many necessary partners in agriculture and environmental conservation extremely good communication is needed on all levels, as well as clear goals and procedures and a lot of goodwill. To create harmony in all this, OA needs to be able to continuously evaluate itself and correct itself, which requires the proper mechanisms, data sharing, transparency, fairness, dynamic actors and continuous and effective conflict resolution. It also needs to cultivate emotional, mental and spiritual maturity, i.e. wisdom, on a large scale. This is no small task and none that can be accomplished only with organic agriculture or with organic and environmental conservation. However, the good news is that the awareness of such needs is part of the organic movement, is reflected in the IFOAM initiatives and also in the global research action supported by FAO and many partners (see ORCA in FAO 2009b).

## **2. FAO emphasis on environment and its protection**

As mentioned at the beginning, agriculture cannot be separated from the environment at all and to protect agricultural production, which is part of our food security, it is necessary to protect the services and resources provided by the environment to agricultural production. Thus the environment features important in all facets of FAO's work and for the same reason (and more) does not find a special focus in the organization. Yet different sectors of agriculture prioritize differently their responsibility vis-à-vis the environment versus their responsibility towards government or industry needs and farmer needs. And thus under the (consecutive) umbrellas of sustainability, livelihoods, food security and now climate change, the environment has been given different levels of attention.

One can say for sure though that today most environmental discussions center around the need to create best resilience and adaptability for the expected climatic variability and to some extent around a new trade commodity: Carbon. Thus much discussion about agricultural measures for crops, income generation, biodiversity, water, soil and air conservation focus on creating highest adaptability and resilience to climatic variability. Within each technical sector there may however be different ideas about what degree and kind of environmental conservation or agriculture practice is necessary, since each comes to their own views based on their own specific ways of perceiving the function of the environment (e.g. the economist for its contribution to income, the agronomist for its contribution to production and the conservationist for its contribution to preserving the earth's natural heritage, and so on).

Thus, since governments, research and also FAO still predominantly function and think in the old subject area silos, despite growing attempts to break down these well established patterns, the results are often all but encouraging from the holistic, organic, agro-eco-system perspective.

## **3. Integration**

Approaches like organic, vedic or biodynamic agriculture with an inherently more complete, though not yet all holistic approach fare, in general, a little better in integrating different disciplines and at the same time experience more difficulties in large scale implementation . But we are living in a time of learning to deal with increasingly complex interactions and systems, one of the positive and most challenging side effects of globalization and better communication technologies.

We seem to be still in the early stages of relearning our ways and means of collaboration for a higher good at a time of unsurpassed individualism, even egoism, facilitated by almost equally unsurpassed and widely available economic and technical capacities through which it is easy to forget our own

nature, i.e. that of biological creatures intimately connected to nature, its cycles, resources and laws, no matter what our minds or media or industry lead us to believe.

From that awareness OA offers much better alternatives to maintain ourselves within nature's (environmental) capacities. We are also at a threshold of a much deeper understanding of our environment, of nature in general, which is likely leading us to excel far beyond current OA capacities in a safe, friendly, responsible and caretaking fashion. For that, too, OA provides a very good and proven foundation and platform.

Organic agriculture is often still seen more as an economically favourable activity rather than a significant and necessary environment-friendly approach. Successful carbon trading under certain circumstances may favour OA. For Africa and for success in soil reclamation and social and economic impact the Tigray project in Ethiopia is a great example (FAO 2007a). Though not exclusively organic it shows the potentials of organic methods in major project components and should be convincing enough to attract more investment and duplication in other parts?

#### **4. All things connected**

Since not only agriculture is connected to the environment, but all other human activities are as well, an integrated approach to protecting the environment would have to include economic measures, and also social and cultural approaches, i.e. a set of rules and values that guides human activities to prevent excesses like those that lead to the financial crises and environmental damages of the last century. We also know that poverty is one of the worst enemies of natural environments, since natural biomass resources are frequently the last resort for basic life support of the poorest, not only in Africa, but also in Europe, like some of the environmental devastation in the Balkan region during and following the most recent conflicts, as well as increasingly less appropriate farming practices in marginal areas often by the poorest farmers or non-farmers in the same and other eastern European countries specially after the changes of the late 80's. Of course, there are also major destructive impacts propagated by the mainstream industrial agriculture with its strong techno-economic focus and as a result of misguided or self-guided fiscal and political measures. An integrated package of concrete measures has been for example suggested in A Green New Deal (NEF, 2008), put together by a group of concerned organizations, economists and others: "The Green New Deal will rekindle a vital sense of purpose, restoring public trust and refocusing the use of capital on public priorities and sustainability".

However, for example, the new "greening of Africa" is largely spearheaded by investments that are embarking to revive the green evolution of the 60's and 70's with newer biotechnologies such as GMO's and more chemical inputs (Agra, 2008 and FAO, 2008a).

Both should be carefully evaluated for their real contribution to rural and poverty development, to increasing the indebtedness of farmers and governments and to our increasing environmental debt. The same obviously holds true for other regions in which investment and policies for agriculture have been promised to solve our food and environmental challenges for the next 20, 30 or 50 years. Where organic agricultural methods are not a major part of sustainability measures, the sustainability of those same measures may need serious questioning and (re-)evaluation.

The four corner stones of a healthy environment – biodiversity, soil, water and air – just as the four basic ingredients of our human well being – markets, health, culture and environment – have to be guarded and integrated well to obtain sustainability and conserve conditions for well-being in the future.

#### **5. Specific FAO activities in organic agriculture**

There is no organic agriculture department nor an organic agriculture budget at FAO, as there is also no budget for environmental action. Organic agriculture is at best part of other activities or cross-sectoral actions by individual professionals from different technical sectors of the organization, like trade, statistics, legal, Codex, rural development, natural resources, livestock, plant production, or biodiversity.

As mentioned above access to clear and practical information is an important element for success in the collaborative efforts necessary for successful OA. Therefore, in line with FAO's global function as honest information broker, rather than as a political force, and as part of its mission to reduce hunger and contribute to better food and living conditions for all, as well as contributing to achieving the Millennium Development Goals, FAO supports OA through a number of activities and products (FAO 2008b):

Organic agriculture's contribution to land and biodiversity conservation as part of protected area management, especially for buffer zone management has been discussed in FAO 2004.

There are a number of Climate change related documents, studies and expert consultations dealing with agriculture's contribution to and mitigation of Climate Change as well as papers discussing adaptation considerations (FAO 2009d). Integrated approaches find some attention while the dominant trend supports technological solutions or even GMO style breeding rather than broad system adaptation and integral flexibility. Only few discuss the matter from an organic production process perspective.

Organic agriculture's impact on greenhouse gas emissions (Carbon balancing and sequestration and CDM participation) has been reviewed as well as its energetic efficiencies and potential contributions to Climate change adaptation (FAO 2006, FAO 2007b, FAO 2008 and Niggli et al. 2009, FAO 2009c).

Organic agriculture's and other environmental and social standards and their certification for sustainable agriculture and bioenergy production are under review FAO BEFS, BEFSCI and BIAS. And a study on the contribution of organic agriculture and ecotourism with Italian partners is close to being finalized.

Other major recent results include the multi-lingual Glossary on Organic Agriculture (FAO 2009b) and the conclusion of the International Task force on Harmonization and Equivalence in Organic Agriculture, which presented its suggestions in 2008 (UNCTAD 2008)

The ORCA concept (see Figure 1) has been developed jointly by the Food and Agriculture Organization of the United Nations (Italy), Tufts University (USA) and the Research Institute of Organic Agriculture (Switzerland). It is open to further discussion (see ORCA portal at FAO 2009b).

In the context of the holistic need for agriculture in general and organic agriculture specifically, the proposed Organic Research Centres Alliance (ORCA) intends to internationally network and strengthen existing institutions with scientific credentials and empower them to become centres of excellence in transdisciplinary organic agriculture research. The objective is to ensure that environmental, economic, and social benefits accruing from organic research are shared worldwide. The ORCA concept is designed following a research paradigm that heavily draws on traditional knowledge, improves it with scientific investigation and shares it widely. Research centres may be physical laboratories or "institutions without walls", formed through alliances between producers and scientists, as well as twinning between developing and developed countries' institutions (FAO 2009). A database of institutions of relevance to ORCA can be searched under ORCA Database (FAO 2009b).

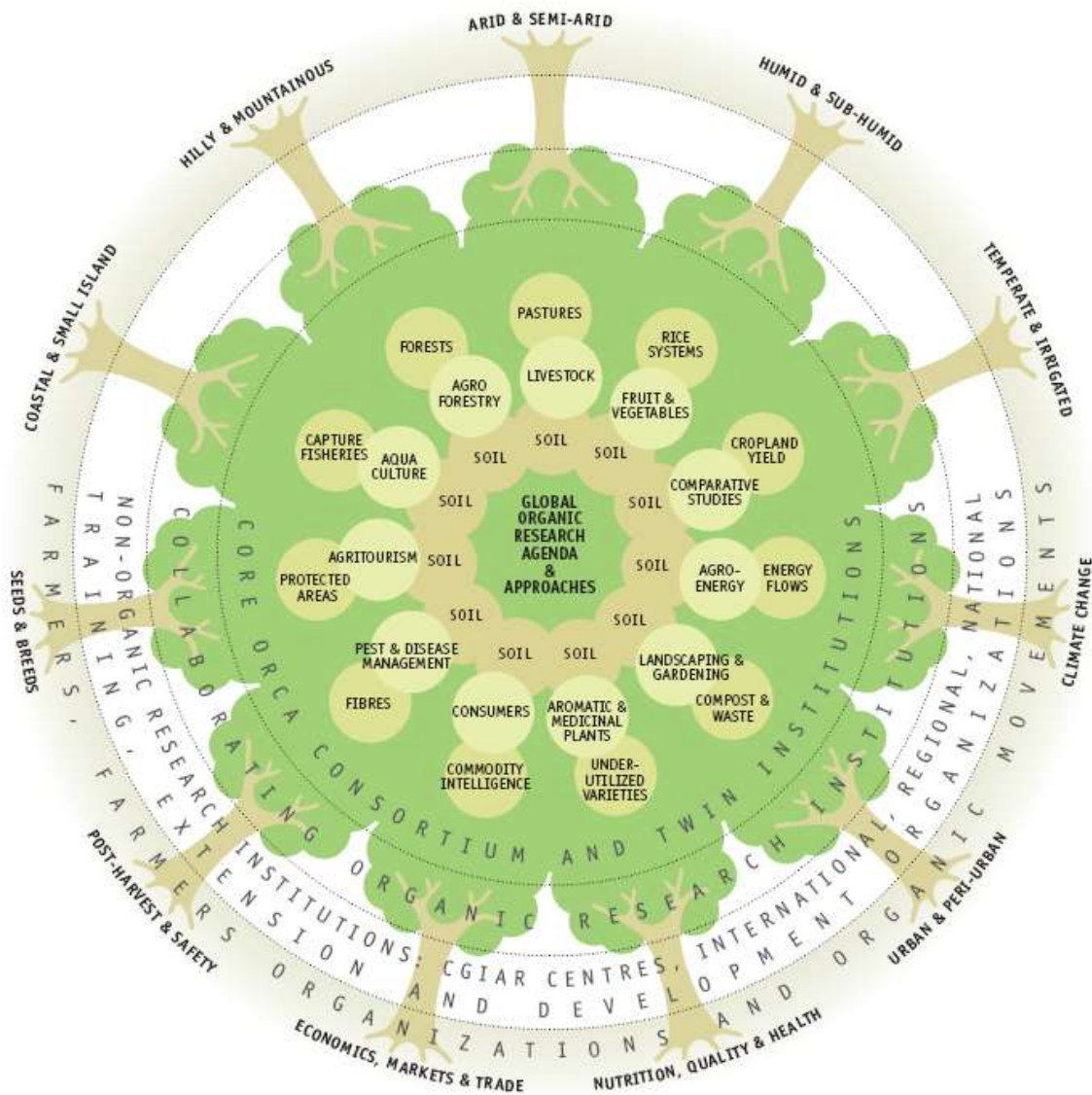
Specific FAO organic agriculture projects are linked on the same web page, but often organic agriculture activities are part of larger non-organic projects or small short-term projects supporting local groups, communities or institutional activities.

One such larger project is aimed at the protection of pollinator diversity. As part of the activities to help protect natural pollinators, less agrochemical use and more integrated, divers production systems are favoured, among which organic agriculture features strongly.

Organic agriculture and similar methods are included in bioenergy programmes for reducing environmental impact and to contribute to a transition from a fossil fuel based agriculture to a climate, environment and socially responsive agriculture.



## VISION OF ORCA IN 2025



**Figure 1: Vision of ORCA in 2025 (FAO 2009b)**

In addition, many of the other programme activities related for example to prevention of soil erosion, of water efficiency, of biodiversity and agro-biodiversity conservation and management, of pollinator conservation, of guidelines for sustainability assessment, of climate adaptability, of codex alimentarius standards and more, are directly and indirectly contributing to increased environmental sustainability, i.e. conserving our environment under growing pressures. Many of the principals and methods are equally applicable to organic agriculture. Without continued efforts, however, organic agriculture is not necessarily included or considered in such activities.

FAO's terrestrial and remote observation and mapping programmes try to inform decision makers on the current states and trends. More precision and resolution and thus utility for national planning is regularly added.

Apart from some of the above mentioned environment related information, the FAO organic agriculture webpage also presents country specific information, national and international meetings, a considerable number of publications related to organic markets, standards, economic comparisons and more.

## **6. Conclusions and key messages**

Poor land use, careless agricultural management and wrong policy incentives damage natural habitats and accelerate the loss of plants, animals and ecological processes that serve as the foundation of agricultural productivity and are our basic life support. The deeper root cause of that is lack of awareness and of cultivating and protecting the best human values.

Our actions affect our environment and our environment affects our state of being (well-being). We create what we firmly believe in. The more we become aware of that, the more we can influence or direct our impacts and our environment to create what is best for all of us. Our knowledge of technologies empowers us – but also makes us responsible for their responsible use.

It is absolutely essential for our survival as a species to protect the very resources we depend on for our biological food and to produce the healthiest food possible for our mental and emotional well-being and evolution. OA is a proven approach to do just that. Therefore, with an attentive eye on its proper application, OA can provide all necessary services, those to feed a growing population, to protect the vital land-based resources of this planet and to secure the physical foundation for our evolution of consciousness.

The challenge for conservationists and agriculturists is to identify collaborative routes which are economically and socio-politically feasible. The expansion of organic agriculture and its integration into landscape planning represents a cost-efficient policy option for building self-generating food systems and for connecting agro-ecosystems and natural areas.

Choices in agricultural management can enhance or threaten domesticated and wild biodiversity. Encouraging organic agriculture within and around protected areas can reverse the trend of negative threats to biodiversity and invasive use by local residents, while allowing local residents to derive better livelihoods from their lands. It simultaneously delivers ecosystem services and services to the environment like landscape connectivity and environmental health that industrial agriculture cannot provide.

Although there is basically no FAO budget designated specifically to organic agriculture and no staff is directly dedicated to OA, FAO's output and participation in global initiatives like ORCA, many related studies and projects, the harmonization of standards, the glossary, marketing support and more, contribute significantly to organic agriculture becoming a feasible and attractive model for sustainable agriculture worldwide.

FAO promotes organic agriculture as an alternative approach that maximizes the performance of renewable resources and optimizes nutrient and energy flows in agro-ecosystems. Although FAO can provide well researched, reliable information, and facilitates education and awareness raising, it is eventually the users of that information, i.e. you: government, industry, trade organizations, farmer organizations, and consumers, who have to make the necessary decisions to make agriculture more sustainable, more organic and eventually holistic, i.e. make agriculture an integrated beneficial part of our global ecosystems.

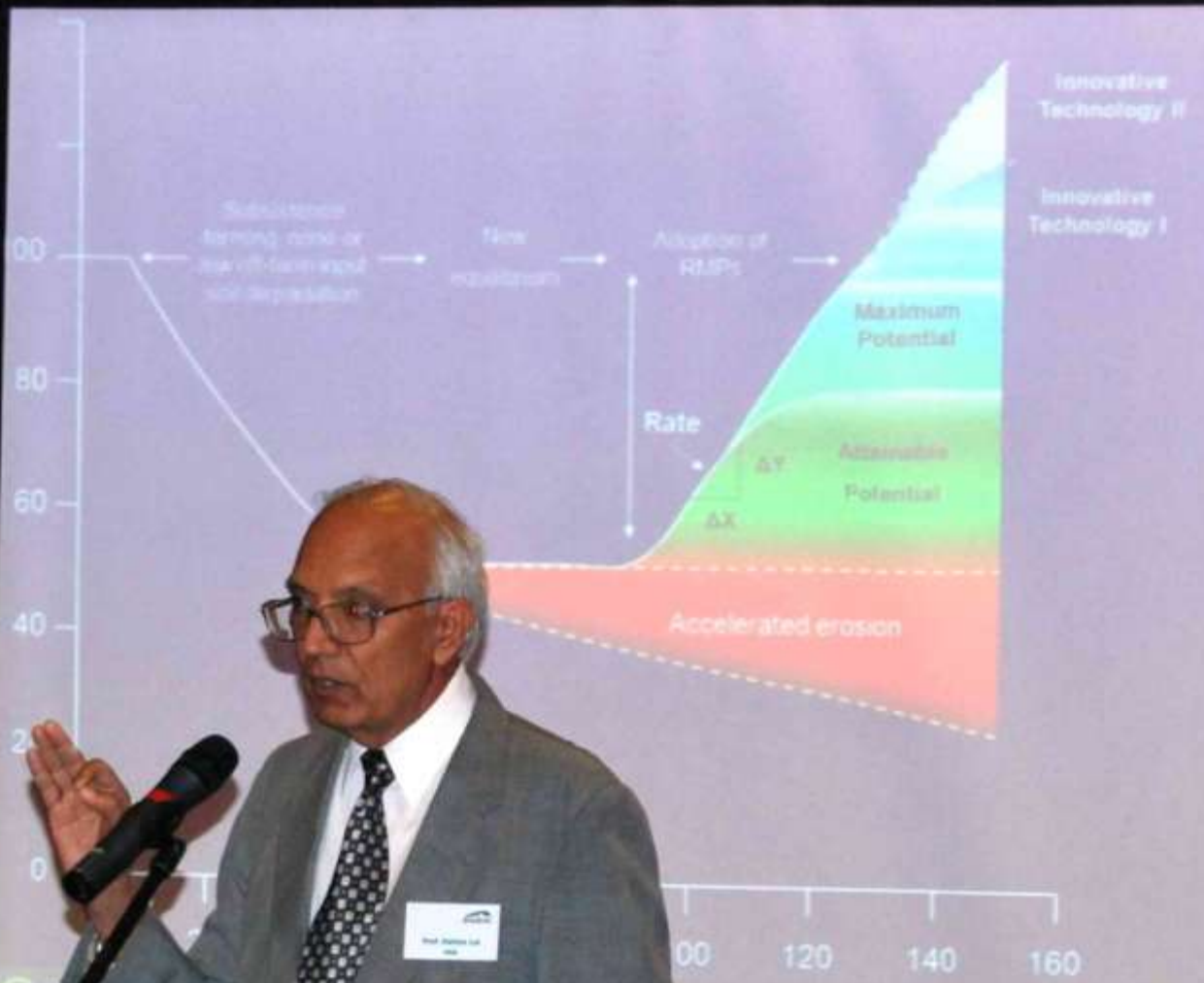
Activism, research and political and technical action need to be maintained to keep OA a viable option. FAO can also help with some of the educational processes, building of higher awareness and the ability to act sustainably. Joint efforts are absolutely essential. FAO's involvement with such joint efforts like the harmonization process and ORCA (the global research system) are a good example.

Lets do more of this!!!

## 7. References

- Agra 2008. Alliance for a Green Revolution in Africa. <http://www.agra-alliance.org/>
- FAO 2002. Biodiversity and Organic Agriculture: an Example of Sustainable Use of Biodiversity. 2 page brochure. [http://www.fao.org/docs/eims/upload/230037/OA\\_biod.pdf](http://www.fao.org/docs/eims/upload/230037/OA_biod.pdf)
- FAO 2004. The scope of organic agriculture, sustainable forest management and eco-forestry in protected area management. Environment and Natural Resources Working Paper No. 18, <http://www.fao.org/docrep/007/y5558e/y5558e00.htm>
- FAO 2006. Building Resilience for an Unpredictable Future: How Organic Agriculture Can Help Farmers Adapt to Climate Change. <ftp://ftp.fao.org/docrep/fao/009/ah617e/ah617e.pdf>
- FAO 2007a. Impact of Compost on Crop Yields in Tigray, Ethiopia. <ftp://ftp.fao.org/docrep/fao/010/ai434e/ai434e00.pdf>
- FAO 2007b. Energy Use in Organic Food Systems (2007) <http://www.fao.org/docs/eims/upload/233069/energy-use-oa.pdf>
- FAO 2007c. Organic Agriculture and Stability of Food Supply. <ftp://ftp.fao.org/docrep/fao/meeting/012/ah950e.pdf>
- FAO 2008. Organic Agriculture and Climate Change, proceedings of the workshop during IFOAM World Conference <http://www.fao.org/organicag/oa-specialfeatures/oa-climatechange/oa-agenda/en/> including papers discussing C balancing, sequestration, bioenergy, carbon credit, energy efficiency, adaptation and mitigation
- FAO, 2008a. Agriculture key as hungry approach 1 billion worldwide. <http://www.fao.org/news/story/en/item/19516/icode/>
- FAO, 2008b. Organic Agriculture. <http://www.fao.org/organicag/oa-projects/en/>
- FAO, 2009a. Glossary on Organic Agriculture, 173 pp [http://www.fao.org/fileadmin/templates/organicag/files/Glossary\\_on\\_Organic\\_Agriculture.pdf](http://www.fao.org/fileadmin/templates/organicag/files/Glossary_on_Organic_Agriculture.pdf) Glossary on Organic Agriculture Portal for searches: <http://www.fao.org/organicag/glossary/en/>
- FAO 2009b. Introducing ORCA .Brochure, FAO [http://www.fao.org/fileadmin/templates/organicag/files/ORCA\\_en.pdf](http://www.fao.org/fileadmin/templates/organicag/files/ORCA_en.pdf) and ORCA portal [http://www.fao.org/organicag/oa-portal/en/?no\\_cache=1](http://www.fao.org/organicag/oa-portal/en/?no_cache=1)
- FAO 2009c. A review of organic agriculture and carbon sequestration, (near completion, check soon on the FAO organic web page)
- FAO, 2009d. Climate Change. <http://www.fao.org/climatechange/en/>
- ICFFA 2008. Ecological and Organic Farming Contributes to Mitigation and Adaptation to Climate Change, in: Manifesto on Climate Change and the Future of Food Security. [ftp://ftp.fao.org/paia/organicag/vandana\\_poster.pdf](ftp://ftp.fao.org/paia/organicag/vandana_poster.pdf)
- NEF, 2008. <http://www.neweconomics.org/projects/green-new-deal>
- Niggli, U., Fließbach, A., Hepperly, P. and Scialabba, N. 2009. Low Greenhouse Gas Agriculture: Mitigation and Adaptation Potential of Sustainable Farming Systems. FAO, April 2009, Rev. 2 – 2009. <ftp://ftp.fao.org/docrep/fao/010/ai781e/ai781e00.pdf>
- Smith P. et al. 2007. Greenhouse gas mitigation in agriculture, in The Encyclopedia of Earth. [http://www.eoearth.org/article/Greenhouse\\_gas\\_mitigation\\_in\\_agriculture#Emission\\_trends](http://www.eoearth.org/article/Greenhouse_gas_mitigation_in_agriculture#Emission_trends)
- UNCTAD, FAO, IFOAM, 2008. Harmonization and Equivalence in Organic Agriculture. Summary report. <ftp://ftp.fao.org/docrep/fao/011/ak255e/ak255e00.pdf> or [http://www.unctad.org/trade\\_env/itf-organic/meetings/itf8/ITF\\_Summary\\_Report\\_081216db\\_%20final.pdf](http://www.unctad.org/trade_env/itf-organic/meetings/itf8/ITF_Summary_Report_081216db_%20final.pdf)





# Managing Soil Carbon For Protecting Climate and Advancing Food Security

**Rattan Lal**

Carbon Management and Sequestration Center,  
The Ohio State University College of Environment and Natural Resources, Columbus, the USA  
Email: lal.1@osu.edu

## **ABSTRACT**

The world is faced with several inter-related but important issues such as food insecurity affecting more than 1 billion people, atmospheric concentration of CO<sub>2</sub> at 390 ppmv and increasing, and the severe problem of soil and environmental degradation being exacerbated by an excessive human appropriation of natural resources. Adoption of an eco-efficient approach, by enhancing use efficiency of inputs while decreasing losses and improving soil/ecosystem/social resilience, is an important strategy. Recommended management practices include conservation agriculture with complex crop rotations, mulch farming and cover cropping, integrated nutrient management with liberal use of manures and other biomass including biochar, and judiciously integrating livestock and trees with crop production systems. It must be understood, however, that agricultural ecosystems are sustainable in the long term only if all outputs are carefully balanced by appropriate use of inputs to maintain essential ecosystem services, and minimize risks of soil and environmental degradation.

## **1. Introduction**

World soils play an important role in the global carbon (C) cycle, and in the net anthropogenic emissions into the atmosphere because of their large C pool. Total soil C pool, 2500 Pg to 1-m depth, comprises of two distinct but related components: (i) soil organic C (SOC) pool of about 1500 Pg, and (ii) soil inorganic C (SIC) pool of about 950 Pg. The SIC pool is an important component of soils of arid and semi-arid regions (Lal, 2001). The SOC pool comprises of relatively undecomposed biomass (remains of plants and animals) undergoing rapid changes in its composition over time or the labile pool, and highly decomposed/recalcitrant material called humus. Both labile and recalcitrant fractions of the SOC pool are strongly related to soil quality. Soil fertility, especially nutrient recycling and availability, is influenced by the magnitude of the labile fraction. Soil structure, water retention and transmission properties, susceptibility to erosion and crusting/compaction are strongly impacted by the concentration of the humus fraction. Conversion of natural to agricultural ecosystems causes depletion of the SOC pool because of the (i) higher rate of decomposition caused by differences in soil moisture and temperature regimes, (ii) lower amount of biomass C returned to the soil, and (iii) more losses of SOC through accelerated erosion and leaching. Thus, most agricultural soils contain 25% to 75% lower SOC pool than their counter parts in natural ecosystems (Lal, 2004). Further, the magnitude of depletion is more in soils prone to severe degradation by erosion, salinization, nutrient depletion, structural decline etc. The magnitude of the depletion is also indicative of the technical or potential C sink capacity, the amount of atmospheric CO<sub>2</sub>-C that can be stored into agricultural soils through conversion to a judicious land use and adoption of recommended management practices (RMPs). Thus, there are several challenges to sustainable development (Jansen, 2003). There has been a strong emphasis on renewable agriculture (Brock and Barham, 2009; Egelyng et al., 2006; Altieri et al., 2005), use of resource conservation in agricultural sustainability (Raerdon, 1995; Pretty, 2008; Pollock et al., 2008; Pretty et al., 2006; 2007; 2008), integration of crops and livestock (Powell et al., 2004), the use of lifecycle analysis (Renouf et al., 2008; Mouron et al., 2006) to optimize the emergy (An et al., 1998) and energy flow (Pimentel and Pimental, 2008; Meul et al., 2007a).

The objective of this manuscript is to discuss strategies of sustainable management of soil and water resources which can create positive C and nutrient budgets, enhance SOC pool, improve soil quality, increase use efficiency of input, and increase agronomic or net primary productivity (NPP). Rather than a comprehensive review, the goal is to discuss some examples of land use and soil management practices which set-in-motion processes which lead to SOC sequestration, and improve ecosystem services.

## **2. Eco-Efficiency and Sustainability**

An important strategy of increasing the SOC pool and NPP is to improve eco-efficiency of agro-ecosystems. The term eco-efficiency was first proposed by the World Business Council for Sustainable Development (WBCSD, 1992), and adopted by 1992 Earth Summit to implement Agenda 21. It implies creating more goods and services while using fewer resources and creating less waste and pollution. Principal criteria of eco-efficiency include the following (Lovins, 2008): (1) a reduction in the material intensity of goods or services, (2) a reduction in energy intensity of goods or services, (3) a decrease in spread of toxic substances, (4) an increase in recyclability, (5) an increase in use of renewable resources, (6) an increase in durability of products, and (7) increase in ecosystem services. Eco-efficiency is related to both “ecology” and “economy” (Atkinson and Wilkins, 2004; BCPC Forum, 2004; Wilkins, 2008), and implies efficient and sustainable use of resources in agronomic production and soil management. Five criteria outlined by BPCP Forum (2004) for an agronomic system to be eco-efficient include the following: (1) high efficiency of resource use, along with the maximum use of renewable inputs, (2) low pollution of the environment at local and regional/global levels, (3) high and predictable agronomic output, (4) high functional biodiversity in relation to strengthening of ecological processes, reducing emission of greenhouse gases (GHGs), and controlling soil erosion, and (5) high adaptability to changes in the social, economic, and physical environments. The eco-efficiency approach has also been proposed for dairy production (Meul et al., 2007a; b)

There is a strong need for adopting the eco-efficiency concept in agronomic production because of: (i) declining yields in the rice-wheat system of Asia and other intensive agronomic systems, (ii) stagnating yields in Sub-Saharan Africa (SSA), and elsewhere in rainfed cropping systems, (iii) increase in severity and extent of soil degradation and desertification, (iv) increase in risks and vulnerability to climate disruption, and (v) increase in global food demand, especially in developing countries where majority of 1.02 billion food-insecure people live.

## **3. Anthropogenic Climate Change**

There are several nations which are highly vulnerable to climate change (Cline, 2007). Vulnerability of agroecosystems, accentuated by projected change in temperature and precipitation, may be more in regions of low than high latitudes. Densely populated regions (China, India, Bangladesh, Ethiopia, Pakistan, Nigeria) are projected to experience increase in temperature (Table 1). Consequently, there may be a decrease in effective precipitation despite an absolute increase in the total annual amount.

The decrease in effective precipitation is caused by increase in losses by runoff and evaporation, and reduction in plant-available water capacity caused by soil degradation. The latter is exacerbated by increase in decomposition of soil organic matter (SOM) because of increase in temperature. The adverse impact of climate change is likely to be more in regions with predominantly resource-poor farmers, degraded/depleted soils, weak institutional support, poor infra-structure, and lack of resources for investment in agriculture. These regions are represented by developing countries of South Asia (SA), SSA, Central America, The Caribbeans, and The Andean regions (Table 1).

## **4. Processes and Strategies to Enhance Eco-Efficiency**

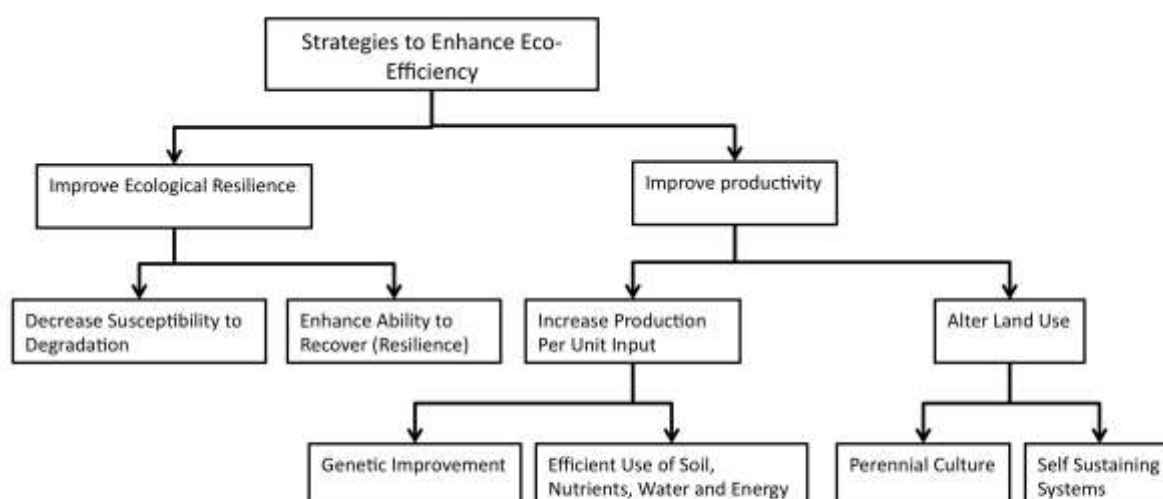
There are two strategies to improve eco-efficiency of agricultural ecosystems: (1) enhancing ecological resilience, and (2) improving productivity (Figure 1). With increasing biotic and abiotic stresses, it is important to enhance the ecological resilience. Holling (1973; 1996), Gunderson and Allen (2010) and Gunderson et al. (2010) described 3 attributes of a resilient ecosystem: (1) persistence of a relationship within a system, and ability of systems to absorb changes of state variables, driving variables and parameter, (2) occurrence of alternative and multiple states in contrast to the assumption of a single equilibrium and global stability, and (3) discontinuous nature of change. Thus, resilience of an ecosystem refers to its ability to restore itself. Soil's susceptibility to degradation processes can be reduced by improving its quality. Overuse of soils and environmental change are responsible for the widespread decline in soil quality and increasing susceptibility to degradation and desertification (Nortcliff, 2009). In this regard, soil quality is an important indicator of sustainable land use and management (Herrick, 2000). Yet, it is not just enough to increase the

efficiency. Because of the increase in world hunger (FAO, 2008) and rapid increase in food demand, total agronomic production must also be increased (Fairbank, 2009).

**Table 1: Estimated change in climate in some densely populated countries (adapted from Cline, 2007).**

Country	Temperature (°C)		Precipitation (mm/day)		
	1961-90	2070-99	1961-90	2070-99	
Bangladesh	24.46	28.13	6.40	1.57	
Brazil					
	Amazon	26.04	30.08	5.97	5.84
	Northeast	25.58	29.46	3.58	3.52
	South	22.04	25.90	3.95	4.15
China					
	Northeast	2.73	8.89	1.32	1.57
	Central	9.49	14.48	2.03	2.43
	Southeast	18.78	22.67	4.47	4.82
	Northwest	6.06	12.08	0.37	0.44
	South Central	17.50	21.27	3.59	3.95
	Tibetan Plateau	-1.45	4.15	1.13	1.53
Ethiopia		23.08	26.92	2.04	1.97
India					
	Northeast	20.54	24.54	3.51	4.23
	Northwest	23.55	27.52	1.58	1.97
	Southeast	26.76	30.06	3.05	3.42
	Southwest	26.23	29.32	3.04	3.47
Mexico		20.68	24.91	2.09	1.84
Nigeria		26.73	30.46	3.09	3.29
Pakistan		19.91	24.76	0.83	0.96
Russia					
	Black Sea	7.85	16.52	1.34	1.32
	Far Eastern	-10.56	-2.69	1.05	1.52
	North European	2.05	8.60	1.62	2.01
	N. Ural Siberia	-7.02	1.00	1.30	1.70
	Northeast Siberia	-13.97	-5.84	0.79	1.15
	S. Ural Siberia	-0.25	6.79	1.33	1.62
	Southeast Siberia	-5.51	1.48	1.31	1.68
USA					
	Alaska	-5.10	1.12	1.14	1.70
	Lakes, Northeast	8.26	14.17	2.54	2.63
	Pacific Northwest	7.57	12.11	1.98	2.09
	Rockies, Plains	6.68	12.36	1.18	1.24
	Southeast	16.69	21.44	3.52	3.44
	S. Pacific Coast	12.11	16.56	16.56	1.36
	Southwest, Plains	15.05	20.20	20.20	1.20





**Figure 1: Strategies to enhance eco-efficiency of agro-systems**

## 5. Soil Fertility Management

Agricultural ecosystems are sustainable only if nutrients harvested (and lost by erosion, leaching) are replaced by natural processes (e.g., biological nitrogen fixation or BNF, recycling, deposition) and/or managerial activities. It is indeed difficult to sustain economic development without maintaining the services and quality of soils and other natural resources over time (Van der Berg, 2002). Soil degradation and land tenure arrangements are principal causes of low yields (Saidou et al., 2004). China and other countries in South Asia which have been successful in enhancing agronomic yields and achieving food self sufficiency have done so through realizing the importance of: (1) using organic manures in enhancing soil fertility and agronomic productivity, (2) exploring all possible organic resources for recycling, (3) maximizing resource use efficiency, (4) adopting diverse crop rotations and crop intensification, (5) conserving water in the root zone, and (6) applying chemical fertilizers judiciously (Yang, 2006). In Jaingsu, China, Dong et al. (2006) reported that use of farm yard manure (FYM) on a regular basis is essential to improving/maintaining soil organic matter (SOM) content and crop yield, especially with intensive cropping. In soils with low SOM concentration in the North China Plain, long-term application of FYM (along with chemical fertilizers) is essential to improving soil quality and achieving high yields (Gong et al., 2009). Similar to China, several long-term experiments conducted in South Asia have also indicated the importance of manuring on increasing and sustaining high crop yields (Majumdar et al., 2002). If an adequate amount of manure is not available, however, nutrients harvested must be replaced through judicious application of chemical fertilizers (Mandal and Sinha, 2004; Hocking et al., 1997). In addition to N, applications of P (Aulakh et al., 2003; Ghosh et al., 2003) and micro-nutrients are also essential. Imbalanced use of chemical fertilizers can exacerbate the problem of low fertilizer use efficiency (Pathak et al., 2003). Several studies conducted in SSA have also indicated the importance of creating positive C and nutrient budgets in soil on agronomic production. Soils of SSA have been cropped for generations with extractive farming practices, leading to severe depletion of the inherent fertility and decline in SOM reserves. There exists a negative nutrient budget on continental scale. Thus, a liberal and continuous use of FYM is important to enhancing SOM pool and increasing agronomic yield (Bayu et al., 2004). In addition to supplying macro and micro-nutrients, application of FYM also improves soil structure and aggregation, water holding capacity, water infiltration rate and resistance to soil erosion. Rotation and manuring experiments, conducted in Niger, showed that fertilizers N application increased yield of pearl millet, cowpea, and groundnut, but continuous cropping caused decline in SOM concentration. For coarse-textured soils of the West African Sahel, an integrated use

of millet crop residues retained on farm fields after harvest and application of chemical fertilizers sustained high agronomic yields (Yamoah et al., 2002). In Malawi, Snapp et al. (2002) reported that legume-based cropping systems produced residues which contained about 50 kg N/ha/yr, and increased yields of the following maize crop.

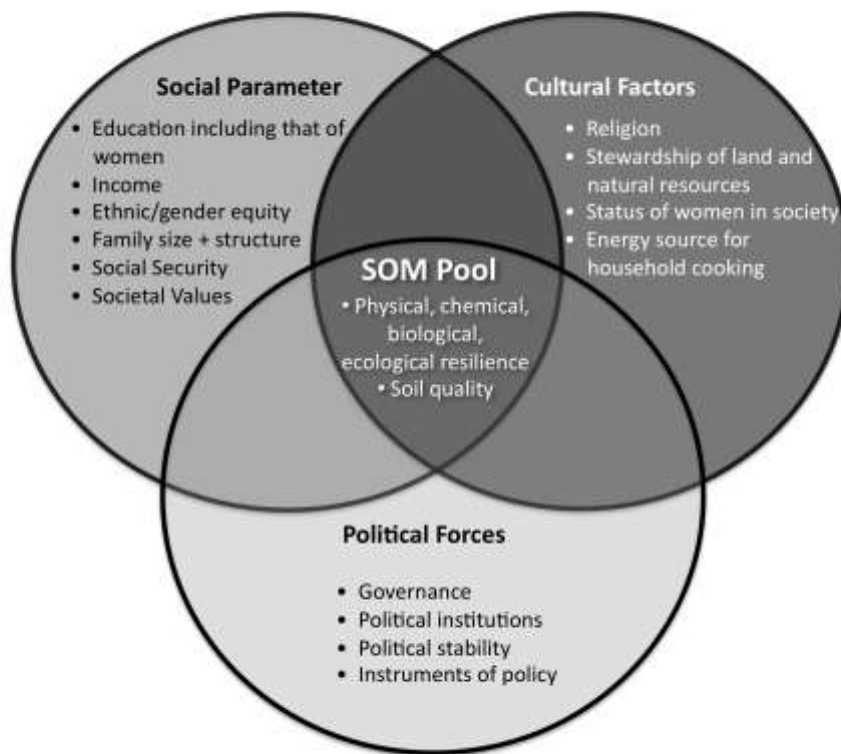
## **6. Soil Organic Matter Management**

The SOM concentration and its management are key factors to enhancing eco-efficiency of agronomic systems (Allison, 1973; Keulen, 2001). Consequently, SOM management is deemed crucial to sustainable agriculture (Entry et al., 1996; Lavelle et al., 2001; Lefroy et al., 1995; Martius et al., 2001). Several indicators of agricultural sustainability have been developed on the basis of SOM concentration in the root zone (Doran et al., 2002; Subedi et al., 2009; Van Passel et al., 2007). Usefulness of long-term experiments (Poulton, 1996; Mitchell et al., 1998; Rasmussen et al., 1994) has been assessed on the basis of SOM pool. The SOM management is widely recognized as a tool of bending the curve towards sustainability (Reskin, 2000), and for achieving the future yield growth in field crops (Reilly and Fuglie, 1998). Management of SOM is a handle to assess the serious issue of desertification (Reynolds et al., 2007) and food security (Lal, 2009). Maintaining SOM concentration at above the critical level of ~1.1% in the root zone (Aune and Lal, 1997) is essential to numerous ecosystem services: (1) enhancing nutrient reserves, (2) improving plant-available water capacity, (3) increasing soil structure and tilth, (4) providing food (energy source) and habitat for soil organisms, (5) decreasing risks of soil erosion and sedimentation, (6) reducing non-point source pollution, (7) improving soil biodiversity, (8) increasing use efficiency of inputs and agronomic production, (9) decreasing hypoxia/anoxia of coastal ecosystems, (10) improving soil and ecosystem resilience, (11) mitigating climate change by off-setting anthropogenic emissions, and (12) improving adaptability by enhancing buffering capacity of soils and ecosystems. Thus, soil management is crucial to sustainable use of natural resources, and has been the basis of choosing agricultural practices. For the predominantly extractive farming systems in SSA, depletion of SOM pool is more intense in East Africa, followed by coastal West Africa, and southern Africa (Ayuk, 2001).

There are numerous challenges of managing the SOM pool (Feller et al., 2001; Korschens, 1998; Lal, 2009). Understanding the interaction between social, political and cultural factors on SOM pool (Figure 2), is essential to translating theory into practice (Palm et al., 2001). Yet, adaptation of recommended management practices (RMPs) cannot be promoted without understanding of these complex interactions.

Perpetual removal of crop residues is an important factor responsible for decline in SOM concentration (Powell and Hons, 1991). Consequently, effective recycling of crop residues and other organic amendments/manures are essential to sustainable land use in SSA (Kapkiyoi et al., 1999; Diels et al., 2001; Bationo and Buerkert, 2001). There is an urgent need to improve the management of all types of SOM input in soils of SSA (Ganry et al., 2001), in conjunction with crop rotations and judicious input of nitrogenous fertilizers (Bationo and Ntare 2000).

Similar to the soils of SSA, recycling of crop residues is also essential to restoring the SOM pool in depleted soils of SA (Kanchikarimath and Singh, 2001; Aggarwal et al., 1997; Singh et al., 1998; Tiwari et al., 2008; Singh, 1995; Manna et al., 2003; Rao and Gill, 1995). Integrated use of manure, and complex crop rotations are also critical to creating a positive C budget (Yadav, 1995; Venkateswarlu et al., 2007; Wani et al., 2009). Because storage and release of nutrients is an essential benefit, management of SOM pool is essential to improving productivity of low-input agriculture in Brazil (Tiessen et al., 2001), and elsewhere in highly weathered soils of the tropics. The idea is to apply biosolids from any source, such as urban organic wastes (Brinder and Patzel, 2001), sugarcane biomass without burning prior to harvest (Vallis et al., 1996), crop residue brought in as mulch (Dong et al., 2006), or deposition of aeolian organic matter (Zaady et al., 2001).



**Figure 2: Social, cultural and political parameters affecting management of soil organic matter (SOM)**

## 7. Conservation Agriculture

There has been a gradual evolution in terminology used to denote cropping systems specifically designed to conserve soil and water, and improve use efficiency of the resources. During 1960s and 1970s, a system of seedbed preparation that facilitated retention of crop residues on the soil surface as mulch was termed no-till (NT) or mulch-tillage. The land area under NT farming is estimated between 70 million ha (Mha) (Clarín, 2009) and 100 Mha (Table 2). Hardly 5 to 7% of the cropland area, mostly in North and South America, is sown by no-till farming despite more than 50 years of research (since late 1950s) because of some biophysical and socio economical constraints (Lal, 2007). Principal constraints to adoption of NT farming by resource-poor farmers are multiple and competing uses of crop residues (Larbi et al., 2002), non-availability of NT seeder and herbicides, and land tenure rights. During 1980s and 1990s, a system of seedbed preparation which drastically reduced pre-planting seedbed preparation, facilitated retention of crop residue as mulch, and included winter cover crop in the rotation cycle was termed “conservation tillage”. Since the beginning of the 21<sup>st</sup> century, the widely used term “conservation agriculture” (CA) refers to a cropping system comprising of the following practices: (i) elimination of pre-planting tillage and use of a NT system, (ii) retention of crop residue mulch on the soil surface, (iii) use of complex crop rotations including cover crops and agroforestry, (iv) use of integrated nutrient management (INM) systems based on BNF, manuring, recycling of organic materials, and judicious use of chemical fertilizers.

**Table 2: Area under no-till farming in different countries (Adapted from Derpsch, 2007).**

Country	Area (10 <sup>6</sup> ha)
USA	25.3
Brazil	23.6
Argentina	18.3
Canada	12.5
Australia	9.0
Paraguay	1.7
Indo-Gangetic Plains	1.9
Others	3.6
Total	95.9 (7% of cropland)

The CA has received a considerable attention since 2000 because of its lower C footprint compared with that of the conventional farming. The data in Table 3 compares C output:input ratio for conventional farming vis-à-vis CA. All inputs shown in Table 3 have been converted into the C equivalent, and loss of soil C by erosion is duly considered. The output:input ratio is estimated at 9.1 for CA compared with 7.3 for conventional farming. These calculations are based on the following assumptions, which must be validated for site-specific situations: (i) crop yields in CA may be 3 to 4% more than in conventional farming because of favorable soil-water regime, effective erosion control, and better use-efficiency of nutrients and other inputs, (ii) a soil managed by conventional farming based on plow tillage is prone to accelerated erosion at the rate of about 10 Mg soil/ha/yr and 20% of the C transported by erosional processes is emitted into the atmosphere as CO<sub>2</sub>, and (iii) the soil managed by CA sequesters C at the rate of 500 kg/ha/yr compared with the baseline pool in the conventional farming system. These assumptions need to be validated for specific soil, ecoregions and production systems adopted under site-related conditions.

**Table 3: Carbon footprint of conservation agriculture vs. conventional till corn in the U.S. (recalculated from Pimentel and Pimentel, 2008).**

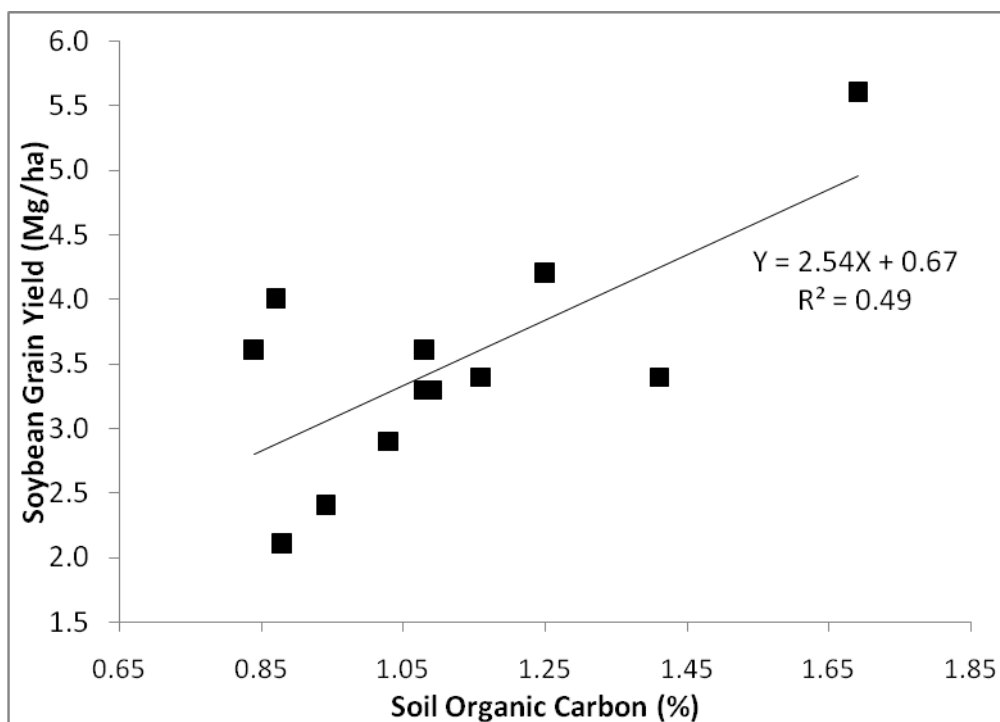
Parameter	Kg C E/ha	
	Conventional Till	No-Till
1. Input	803	786
2. Output (gram + straw yields)	6431	6686
3. Soil erosion	-60	0
4. C sequestration	-500	500
5. Net C output	5871	7188
6. C output:input	7.3	9.1

There are several examples of the site-specific application of CA production systems. In the Central Mexican highlands, Govaerts et al. (2009) reported that residue mulch is an essential component of the CA system. Residue removal resulted in decline in aggregation, increase in surface crusting, accelerated soil erosion, and decline in water infiltration rate. Consequently, the lowest soil moisture reserve was observed in no-till plots without residue mulch. In the humid and sub-humid regions of Brazil, Machado and Silva (2001) observed that CA (with residue mulch and cover crops) increased SOM content while improving soil fertility. In the sub-humid and semi-arid Pampas of Argentina, Diaz-Zorita et al. (2002) reported that increase in SOM with CA depends both on soil texture and soil management. The SOM concentration decreased when the duration of the row-crop cycle increased. Using no-till system in combination with pastures and longer cycles of maize and wheat increased SOM concentration compared with elimination of pastures and longer cycles of sunflower and soybeans. In semi-arid Kenya, Gicheru et al. (2004) reported that using CA with manure and mulching

created a favorable water balance in a crust-prone sandy loam soil. Field experiments on Vertisols in the central Highlands of Queensland indicated that CA improved grain yield in 2 of 4 years. Further, all pasture treatments improved SOM concentration compared with continuous cropping (Armstrong et al., 2004). For some Alfisols in Australia, Willis et al. (1999) reported that double cropping and pasture treatments increased water infiltration rate and SOM concentration. The retention of cereal and pasture stubble increased total water entry by reducing crust formation.

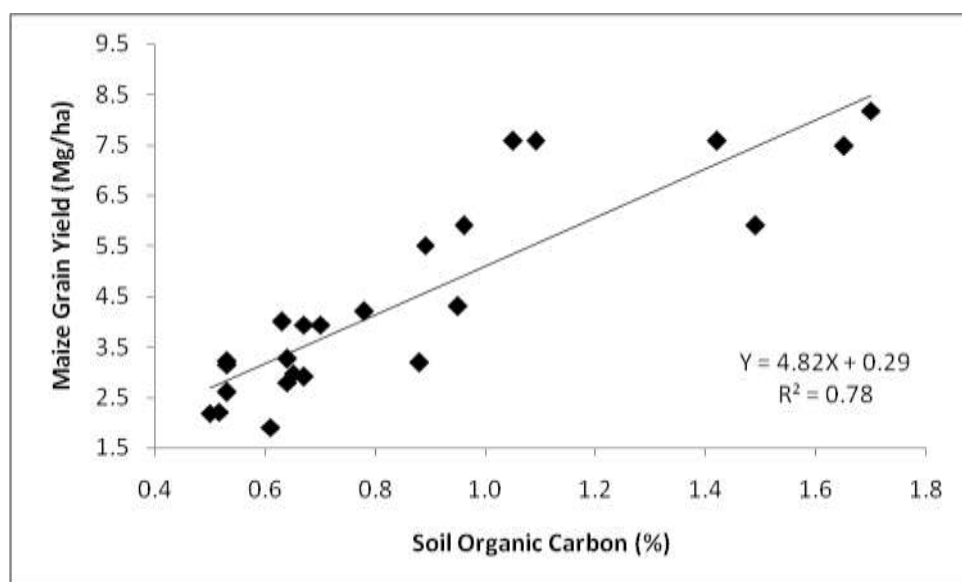
## 8. Soil Organic Matter and Agronomic Production

The SOM concentration is an important determinant of soil quality. It improves soil edaphic conditions by enhancing: (i) soil aggregation, structure and tilth, (ii) plant available water capacity, (iii) nutrient reserves and cycling, (iv) soil's resistance against erosivity of rain, runoff and wind, (v) activity and species diversity of soil biota, (vi) nutrient cycling processes, (vii) aeration and gaseous exchange, (viii) microbial biomass C, (ix) processes that create favorable soil temperate regime, and (x) crop growth and net primary production. Thus, there are numerous reports indicating positive correlation between agronomic yield and concentration of soil organic carbon (SOC) in the root zone (Ganzhara, 1998; Lal, 2006). The data in Figure 3 shows a positive correlation between SOC concentration in the root zone and grain yield of soybean on 3 farms in Central Ohio. A similar relationship is observed in the data from Thailand showing a positive relationship between grain yield of maize and SOC concentration (Figure 4). It is these and numerous other examples which form the basis of a general recommendation that management of SOM concentration (and pool) in the root zone to above the critical level is essential to enhancing and sustaining agronomic production, and achieving food security.



**Figure 3: Relation between soybean grain yield and soil organic carbon concentration on 3 farms in central Ohio (Redrawn from Fahnestock et al., 1995).**

In addition to enhancing crop yields, soil C sequestration also mitigates climate change by off-setting anthropogenic emissions. The technical potential of C sequestration in cropland soils is 0.6-1.2 Pg C/yr (Lal, 2004). The technical potential of C sequestration in soils of all ecosystems is about 3 Pg C/yr which can create a drawdown of 50 ppm of atmospheric CO<sub>2</sub> by 2100 (Hansen et al., 2007). If farmers/land managers are compensated for providing eco-system services at the rate of \$50/Mg of C, it would create another income stream of ~\$25/ha/yr (~\$10/acre/yr). This is an important incentive and is urgently needed to promote the adoption of RMPs by resource-poor farmers in developing countries, and to facilitate transition to eco-friendly agriculture in industrialized nations.



**Figure 4: Effect of soil organic carbon concentration on the grain yield of maize in northeastern Thailand (Petchawee and Chaitep, 1995).**

## 9. Conclusion

Sustainable management of soil and water resources is essential to addressing three issues of global significance: achieving food security, adapting to and mitigating climate change, and improving the environment by restoring degraded and desertified soils and ecosystems. Because resource-poor small land holders of the tropics and sub-tropics use extractive farming, the problem of soil degradation is exacerbated by negative C and nutrient budgets. Consequently, arable lands are strongly depleted of their soil organic matter or nutrient reserves, and are characterized by degraded soils of low physical, chemical and biological quality. Further, there exists a positive correlation between the concentration of soil organic matter in the root zone and agronomic yield. Thus, soil restorative practices needed are those which create positive C and nutrient budgets while improving soil structure, controlling soil erosion, and improving activity and species diversity of soil biota. In this regard, the importance of adopting an eco-efficient approach can not be over-emphasized. The strategy is to restore soil quality and enhance ecosystem services. Soil C sequestration in terrestrial ecosystems (e.g., croplands, grazing lands, forest lands, degraded lands, wetlands) has a technical potential of 3 Pg C/yr for 25 to 50 years, with an atmospheric drawdown capacity of 50 ppm of atmospheric CO<sub>2</sub> by 2100. Further, restoring soil quality is essential to achieving global food security. Payments to farmers for ecosystem services equivalent to \$50/Mg C can be an important tool to promote adoption of recommended management practices. This is a win-win strategy, and a bridge to the future until low-carbon or no-carbon fuel sources take effect.

## 10. References

- Aggarwal, P.K., P. Kumar and J.F. Power. 1997. Use of crop residue and manure to conserve water and enhance nutrient availability and pearl millet yields in arid tropical regions. *Soil & Tillage Res.* 41: 43-51.
- Allison, F.E., 1973. *Soil organic matter and its role in crop production*. Elsevier Scientific Publishing Company, Amsterdam, The Netherlands.
- Altieri, M.A. and Koohafkan, P., 2008. *Enduring Farms: Climate Change, Smallholders and Traditional Farming Communities*. Third World Network, Penang, Malaysia.
- An, Shuqing, Bao H. and Zou C., 1998. Studies of energy flow in a compound agro-ecosystem in the Taihu Lake area, Jiangsu Province, China. *Ecological Engineering* 11: 303-313.
- Armstrong, R.D., Millar, G., Halpin, N.V., Reid, D.J. and Standley, J., 2003. Using zero tillage, fertilizers and legume rotations to maintain productivity and soil fertility in opportunity cropping systems on a shallow Vertisol. *Australian Journal of Experimental Agriculture* 43:141-153.
- Atkinson, D. and Wilkins, R.J., 2004. The future opportunities for enhancing eco-efficiency in UK agriculture. (Paper prepared for BCPC Forum: Enhancing the eco-efficiency of agriculture.) See <http://www.bcpc.org/reports>.
- Aulakh, M.S., Kabba, B.S., Baddesha, H.S., Bahl, G.S. and Gill, M.P.S., 2003. Crop yields and phosphorus fertilizer transformations after 25 years of applications to a subtropical soil under groundnut-based cropping systems. *Field Crops Research* 83: 283-296.
- Aune, J.B. and Lal, R., 1997. Agricultural productivity in the tropics and critical limits of properties of Oxisols, Ultisols, and Alfisols. *Trop. Agric. (Trinidad)* 74: 96-103.
- Ayuk, E.T., 2001. Social, economic and policy dimensions of soil organic matter management in sub-Saharan Africa: challenges and opportunities. *Nutr. Cycling in Agroecosystems* 61:183-195.
- Bationo, A. and Ntare, B.R., 2000. Rotation and nitrogen fertilizer effects on pearl millet, cowpea and groundnut yield and soil chemical properties in a sandy soil in the semi-arid tropics, *West Africa. J. Agricultural Science, Cambridge* 134: 277-284.
- Bationo, A. and Buerkert, A., 2001. Soil organic carbon management for sustainable land use in Sudano-Sahelian West Africa. *Nutr. Cycling in Agroecosystems* 61:131-142.
- Bayu, W., Rethman N.F.G. and Hammes P.S., 2004. The role of animal manure in sustainable soil fertility management in Sub-Saharan Africa: A review. *J. Sust. Agric.* 25: 113-136.
- BCPC Forum, 2004. *Enhancing the eco-efficiency of agriculture*. Alton, UK: British Crop Protection Council.
- Binder, C. and Patzel, N., 2001. Preserving tropical soil organic matter at watershed level. A possible contribution of urban organic wastes. *Nutr. Cycling in Agroecosystems* 61:171-181.
- Brock, C. and Barham, B., 2009. Renewable agriculture and food systems 24: 25-37.
- Clarín., 2009. <http://www.clarin.com/suplementosrural/2009/017/18/r-01960562.htm>
- Cline, W.R., 2007. *Global Warming and Agriculture*. Washington D.C.: Center for Global Development.
- Derpsch, R., 2007. No-tillage and conservation agriculture: A progress report. In Goddard, T., Zebisch, M., Gan, Y., Ellis, W., Watson, A. and Sombatapanit, S., (Eds) "No-Till farming systems". World Assoc. Soil Water Conservation, Special Publ. #3, Bangkok, Thailand: 7-42.
- Díaz-Zorita, M., Duarte, G.A. and Grove, J.H., 2002. A review of no-till systems and soil management for sustainable crop production in the subhumid and semiarid Pampas of Argentina. *Soil & Tillage Res.* 65:1-18.
- Diels, J., Aihou, K., Iwuafor, E., Merckx, R., Lyasse, O., Sanginga, N., Vanlauwe, B. and Deckers, J., 2001. Options for soil organic carbon maintenance under intensive cropping in the West African savannah. In: b. Vanlauwe, J. Diels, Sanginga N. and Merckx R. (eds) *Integrated Plant Nutrient Management in Sub-Saharan Africa: From Concept to Practice*. CAB International, Wallingford, U.K, pp 299-312.
- Dong, J., Hengsdijk, H., Dai, T.-B., de Boer, W., Qi, J. and Cao, W.-X., 2006. Long-term effects of manure and inorganic fertilizers on yield and soil fertility for a winter wheat-maize system in Jiansu, China. *Pedosphere* 16: 25-32.

- Doran, J.W., Stamatiadis, S.I. and Haberer, J., 2002. Soil health as an indicator of sustainable management. *Agriculture, Ecosystems and Environment* 88: 107-110.
- Egelyng, H., Halberg, N. and Høgh-Jensen, H., 2006. Organic agriculture in a development policy perspective. Økologi-Kongress, 30-31 May Odense, Denmark.
- Entry, J.A., Mitchell, C.C. and Backman, C.B., 1996. Influence of management practices on soil organic matter, microbial biomass and cotton yield in Alabama's old rotation. *Biol. & Fert. Soils* 23: 353-358.
- Fairbank, L., 2009. It's not enough to develop agriculture that minimizes the environmental impact. *Int. J. Agric. Sust.* 7:151-152.
- FAO., 2008. The State of Food Insecurity in the World, Key to Achieving the Millennium Development Goals. FAO, Rome, Italy.
- Fahnestock, P., Lal, R. and Hall, G.F., 1996. Land use and erosional effects on two Ohio Alfisols. *II Crop Yields. J. Sust. Agric.* 7: 85-100.
- Feller, C., Albrecht, A., Blanchart, E., Cabidoche, Y.M., Chevallier, T., Hartmann, C., Eschenbrenner, V., Larré-Larrouy, M.C. and Ndandou, J.F., 2001. Soil organic carbon sequestration in tropical areas. General considerations and analysis of some edaphic determinants for Lesser Antilles soils. *Nutr. Cycling in Agroecosystems* 61:19-31.
- Ganry, F., Feller, C., Harmand, J.M. and Guibert, H., 2001. Management of soil organic matter in semiarid Africa for annual cropping systems. *Nutr. Cycling in Agroecosystems* 61:105-118.
- Ganzhara, N.F., 1998. Humus, soil properties and yield. *Eurasian Soil Sci.* 31: 738-745.
- Ghosh, P.K., Dayal, D., Mandal, K.G., Wanjari, R.H. and Hati, K.M., 2003. Optimization of fertilizer schedules in fallow and ground-nut based cropping systems and an assessment of system sustainability. *Field Crops Research* 80: 83-98.
- Gicheru, P., Gachene, C., Mbuvi, J. and Mare, E., 2004. Effects of soil management practices and tillage systems on surface soil water conservation and crust formation on a sandy loam in semi-arid Kenya. *Soil & Tillage Res.* 75:173-184.
- Gong, W., Yan, X.-Y., Wang, J.-Y., Hu, T.-X. and Gong, Y.-B., 2009. Long-term manuring and fertilization effects on soil organic carbon pools under a wheat-maize cropping system in North China Plain. *Plan Soil* 314: 67-76.
- Govaerts, B., Sayre, K.D., Goudeseune, B., De Corte, P., Lichter, K., Dendooven, L. and Deckers, J., 2009. Conservation agriculture as a sustainable option for the central Mexican highlands. *Soil & Tillage Res.* 103:222-230.
- Gunderson, L.H. and Allen, C.R., 2010. Why resilience? Why now? In: Foundations of ecological resilience, eds. L.H. Gunderson et al., xiii-xv. Washington D.C.: Island Press.
- Gunderson, L.H., Allen, C.R. and Holling, C.S., (Eds), 2010. Foundations of Ecological Resilience. Washington D.C.: Island Press.
- Hansen, J., Sato, M., Kharecha, P. et al., 2008. Target atmospheric CO<sub>2</sub>: Where should humanity aim? *The Open Atmos. Sci. J.* 2: 217-231.
- Herrick, J.E., 2000. Soil quality: an indicator of sustainable land management? *Applied Soil Ecology* 15: 75-83.
- Hocking, P.J., Kirkegaard, J.A., Angus, J.F., Gibson, A.H. and Koetz, E.A., 1997. Comparison of canola, Indian mustard and Linola in two contrasting environments. I. Effects of nitrogen fertilizer on dry-matter production, seed yield and seed quality. *Field Crops Research* 49: 107-125.
- Holling, C.S., 1973. Resilience and stability of ecological systems. *Ann. Rev. Ecol. & Systematics* 4:1-23.
- Holling, C.S., 1996. Engineering resilience vs. ecological resilience. In: Engineering within ecological constraints, ed. Shulze, P.C., 31-43. Washington D.C.: National Academy Press.
- Jansen, L., 2003. The challenge of sustainable development. *J. Cleaner Prod.* 11: 231-245.
- Kanchikerimath, M. and Singh D., 2001. Soil organic matter and biological properties after 26 years of maize-wheat-cowpea cropping as affected by manure and fertilization in a Cambisol in semi-arid region of India. *Agric. Ecosystem and Environ.* 86: 155-162.
- Kapkiyai, J.J. Karanjia, N.K., Qureshi, J.N., Smithson, P.C. and Woome, P.L., 1999. Soil organic matter and nutrient dynamics in a Kenyan Nitisol under long-term fertilizer and organic input management. *Soil Biol. & Biochem.* 31: 1773-1782.



- Korschens, M., 1998. Possibilities and limits of carbon accumulation in arable soils. In G.S. Dhaliwal, R. Arora, N.S. Randhawa and A.K. Dhawan (eds) *Ecological Agriculture and sustainable Development*, Center for Research in Rural and Industrial Development, Chandigarh, India: 536-543.
- Keulen, H. van, 2001. Tropical soil organic matter modeling: problems and prospects. *Nutr. Cycling in Agroecosystems* 61:33-39.
- Lal, R., 2001. World cropland soils as source and sink for atmospheric carbon. *Adv. Agron.* 71: 145-191.
- Lal, R., 2004. Soil carbon sequestration impacts on global climate change and food security. *Science* 304: 1623-1627.
- Lal, R., 2006. Managing soils for feeding a global population of 10 billion. *J. Sci. Food Agric.* 86: 2273-2284.
- Lal, R., 2007. Constraints to adopting no-till farming in the tropics. *Soil Tillage Res.* 94: 1-3.
- Lal, R., 2009. Challenges and opportunities in soil organic matter research. *Eur. J. Soil Sci.* 60: 158-169.
- Larbi, A., Smith, J.W., Adekunle, I.O., Agyare, W.A., Gbaraneh, L.D., Tanko, R.J., Akinlade, J., Omokaye, A.T., Karbo, N. and Aboh, A., 2002. Crop residues for mulch and feed in crop-livestock systems: impacts on maize grain yield and soil properties in the west African humid forest and savanna zones. *Expl. Agric.* 38: 253-264.
- Lavelle, P., Barros, E., Blanchart, E., Brown, G., Desjardins, T., Mariani L. and Rossi, J.P., 2001. SOM management in the tropics: why feeding the soil macrofauna? *Nutr. Cycling in Agroecosystems* 61:53-61.
- Lefroy, R.D.B., Blair, G.J. and Craswell, E.T., 1995. *Organic Matter in Upland Systems in Thailand*. ACIAR, Canberra, Australia.
- Lovins, H.L., 2008. Rethinking production. In: *State of the World 2008*, 34.
- Machado, P.L.O. de A. and Silva, C.A., 2001. Soil management under no-tillage systems in the tropics with special reference to Brazil. *Nutrient Cycling in Agroecosystems* 61:119-130.
- Majumdar, B., Venkatesh M.S. and Kumar K., 2002. Effect of nitrogen and farmyard manure on yield and nutrient uptake of turmeric (*Curcuma longa*) and different forms of inorganic N build-up in an acidic Alfisol of Meghalaya. *Indian J. Agric. Sci.* 72: 528-531.
- Mandal, K.G. and Sinha, A.C., 2004. Nutrient management effects on light interception, photosynthesis, growth, dry-matter production and yield of Indian mustard (*Brassica juncea*). *J. Agronomy & Crop Science* 190: 119-129.
- Manna, M.C., Ghosh, P.K. and Acharya C.L., 2003. Sustainable crop production through management of soil organic carbon in semiarid and tropical India. *J. of Sustainable Agri.* 21:85-114.
- Martius, C., Tiessen H. and Vlek P.L.G., 2001. The management of organic matter in tropical soils: what are the priorities? *Nutr. Cycling in Agroecosystems* 61:1-6.
- Meul, M., Nevens, F., Reheul, D. and Hofman, G., 2007a. Energy use efficiency of specialized dairy, arable and pig farms in Flanders. *Agric. Ecosys. Environ.* 119: 135-144.
- Meul, M., Nevens, F., Verbruggen, I., Reheul, D. and Hofman, G., 2007b. Operationalising eco-efficiency in agriculture: the example of specialized dairy farms in Flanders. *Progress in Industrial Ecology* 4: 41-53.
- Mitchell, C.C. and Entry, J.A., 1998. Soil C, N and crop yields in Alabama's long-term "old rotation" cotton experiment. *Soil Tillage Res.* 47: 331-338.
- Mouron, P., Scholz, R.W., Nemecek, T. and Weber, O., 2006. Life cycle management on Swiss fruit farms: relating environmental and income indicators for apple-growing. *Ecological Economics* 58: 561-578.
- Nortcliff, S., 2009. The Soil: Nature, sustainable use, management and protection – an overview. *GAIA* 18: 58-68.
- Palm, C.A., Giller, K.E., Mafongoya, P.L. and Swift, M.J., 2001. Management of organic matter in the tropics: translating theory into practice. *Nutr. Cycling in Agroecosystems* 61:63-75.
- Pathak, H., Aggarwal, P.K., Roetter, R., Kalra, N., Bandyopadhyay, S.K., Prasad, S. and van Keulen, H., 2003. Modelling the quantitative evaluation of soil nutrient supply, nutrient use efficiency, and fertilizer requirements of wheat in India. *Nut. Cycl. Agroecosys.* 65: 105-113.

- Pimentel, D. and Pimentel, M., 2008. Food, Energy and Society. 3<sup>rd</sup> Edition. CRC Press, Boca Raton, FC, 357 pp.
- Petchawee, S. and Chaitep, W., 1995. Organic matter management for sustainable agriculture. In Le Froy, R.D.B., Blaci, G.J. and Craswell, E.T., (Eds) "Organic Matter Management in Upland Systems in Thailand". ACIAR, Canberra, Australia: 21-26.
- Pollock, C., Pretty, J., Ctire, I., Leaver, C. and Dalton, H., 2008. Introduction. Sustainable agriculture. *Phil. Trans. R. Soc. B* 363: 445-446.
- Poulton, P.R., 1996. The Rothamsted long-term experiments: are they still relevant? *Can. J. Plant Sci.* 76: 559-571.
- Powell, J.M. and Hons, F.M., 1991. Sorghum stover removal effects on soil organic matter content, extractable nutrients, and crop yield. *J. Sust. Agri.* 2:25-31.
- Powell, J.M., Pearson, R.A. and Hiernaux, P.H., 2004. Crop-livestock interactions in the West African drylands. *Agron. J.* 96:469-483.
- Powell, J.M. and Unger, P.W., 1998. Alternatives to crop residues for sustaining agricultural productivity and natural resource conservation. *J. Sust. Agric.* 11: 59-84.
- Pretty, J., 2008. Agricultural sustainability: concepts, principles and evidence. *Phil. Trans. R. Soc. B* 363: 447-465.
- Pretty, J.N., Smith, G., Goulding, K.W.T., Groves, S.J., Henderson, I., Hine, R.E., King, V., van Oostrum, J., Pendlington, D.J., Vis, J.K. and Walter, C., 2007. Multi-year assessment of Unilever's progress towards agricultural sustainability I: indicators, methodology and pilot farm results. *Int. J. of Agric. Sustainability* 6: 37-62.
- Pretty, J.N., Noble, A.D., Bossio, D., Dixon, J., Hine, R.E., de Vries, F.W.T.P. and Morison, J.I.L., 2006. Resource-conserving agriculture increases yields in developing countries. *Env. Sci. & Tech.* 40: 1114-1119.
- Pretty, J.N., Smith, G., Goulding, K.W.T., Groves, S.J., Henderson, I., Hine, R.E., King, V., van Oostrum, J., Pendlington, D.J., Vis, J.K. and Walter, C. Multi-year assessment of Unilever's progress towards agricultural sustainability II: outcomes for peas (UK), spinach (Germany, Italy), tomatoes (Australia, Brazil, Greece, USA), tea (Kenya, Tanzania, India) and oil palm (Ghana). *Int. J. of Agric. Sustainability* 6: 63-88.
- Rao, D.L.N. and Gill, H.S., 1995. Biomass production and nutrient recycling through litter from pigeonpea. *Biosource Tech.* 54:123-128.
- Raskin, P.D. 2000. Bending the curve: toward global sustainability. *Development* 43: 67-74.
- Rasmussen, P.E. and Parton, W.J., 1994. Long-term effects of residue management in wheat-fallow. 1. Input, yield and soil organic mater. *Soil Sci. Soc. Am. J.* 58: 523-530.
- Reardon, T. 1995. Sustainability issues for agricultural research strategies in the semi-arid tropics: focus on the Sahel. *Agricultural Systems* 48: 345-359.
- Reilly, J.M. and Fuglie K.O., 1998. Future yield growth in field crops: what evidence exists? *Soil & Tillage Res.* 47: 275-290.
- Renouf, M.A., Wegener, M.K and Nielsen, L.K., 2008. An environmental life cycle assessment comparing Australian sugarcane with US corn and UK sugar beet as producers of sugars for fermentation. *Biomass and Bioenergy* 32: 1144-1155.
- Reynolds, J.F., Smith, D.M.S. and Lambin, E.F. et al., 2007. Global desertification: building a science for dryland development. *Science* 316: 847-851.
- Saidou, A., Kuyper, T.W., Kossou, D.K., Tossou, R. and Richards, P., 2004. Sustainable soil fertility management in Benin: learning from farmers. *NJAS* 52: 349-369.
- Singh, G.R., Prihar, S.S and Chaure, N.K., 1998. Response of organic manures in a rice-chickpea crop sequence. *International Rice Research Notes* 24(3): 25.
- Singh, H., 1995. Nitrogen mineralization, microbial biomass and crop yield as affected by wheat residue placement and fertilizers in a semi-arid tropical soil with minimum tillage. *J. of Applied Eco.* 32: 588-595.
- Snapp, S.S., Rohrbach, D.D., Simtowe, F. and Freeman, H.A., 2002. Sustainable soil management options for Malawi: can smallholder farms grow more legumes? *Agric. Ecosys. Environ.* 91: 159-174.

- Subedi, M., Hocking, T.J., Fullen, M.A., McCrea, A.R., Milne, E., Wu, B.-Z. and Mitchell D.J., 2009. Use of farmers' indicators to evaluate the sustainability of cropping systems on sloping land in Yunnan Province, China. *Pedosphere* 19: 344-355.
- Tiessen, H., Sampaio, E.V.S.B. and Salcedo, I.H., 2001. Organic matter turnover and management in low input agriculture of NE Brazil. *Nutr. Cycling in Agroecosystems* 61:99-103.
- Tiwari, K.R., Nyborg, I.L.P., Sitaula, B.K. and Paudel, G.S., 2008. Analysis of the sustainability of upland farming systems in the Middle Mountains region of Nepal. *Int. J. of Agric. Sustainability* 6: 289-306.
- Vallis, I., Parton, W.J., Keating, B.A. and Wood, A.W., 1996. Simulation of the effects of trash and N fertilizer management on soil organic matter levels and yields of sugarcane. *Soil & Tillage Res.* 38:115-132.
- Van der Berg, M. 2002. Do public works decrease farmers' soil degradation? Labour income and the use of fertilizers in India's semi-arid tropics. *Environment and Development Economics* 7: 487-506.
- Van Passel, S., Nevens, F., Mathijs, E. and Huylensbroeck, G.V., 2007. Measuring farm sustainability and explaining differences in sustainable efficiency. *Ecological Economics* 62: 149-161.
- Venkateswarlu, B., Srinivasarao, C., Ramesh, G., Venkateswarlu S. and Katyal, J.C., 2007. Effects of long-term legume cover incorporation on soil organic carbon, microbial biomass, nutrient build-up and grain yields of sorghum/sunflower under rain-fed conditions. *Soil Use & Manag.* 23:100-107.
- Wani, S.P., Sreedevi, T.K., Rockstrom, J. and Ramakrishna, Y.S., 2009. Rainfed agriculture – past trends and future prospects. In: S.P. Wani, J. Rockstrom, and T. Oweis (eds) *Rainfed Agriculture: Unocking the Potential*. CABI, Wallingford, U.K., pp 1-35.
- WBCSD, 1992. *Eco-Efficiency: Creating More Value With Less Impact*. World Business Council for Sustainable Development. Geneva, Switzerland.
- Wilkins, R.J., 2008. Eco-efficient approaches to land management: a case for increased integration of crop and animal production systems. *Phil. Trans. R. Soc. B.* 363: 517-525.
- Willis, T.M., Hall, D.J.M., McKenzie, D.C. and Barchia, I., 1999. Erratum to "Soybean yield as affected by crop rotations, deep tillage and irrigation layout on a hardsetting Alfisol" [*Soil & Tillage Research* 44 (1997) 151-164]. *Soil & Tillage Res.* 49:347-356.
- Yadav, R.L., 1995. Soil organic matter and NPK status as influenced by integrated use of green manure, crop residues, cane trash and urea N in sugarcane-based crop sequences. *Biosource Tech.* 54:93-98.
- Yamoah, C.F., Bationo, A., Shapiro, B. and Koala, S., 2002. Trend and stability analyses of millet yields treated with fertilizer and crop residues in the Sahel. *Field Crops Res.* 75: 53-62.
- Yang, H.S., 2006. Resource management, soil fertility and sustainable crop production: Experiences of China. *Agric. Ecosys. Environ.* 116: 27-33.
- Zaady, E., Offer, Z.Y. and Shachak, M., 2001. The content and contributions of deposited aeolian organic matter in a dry land ecosystem of the Negev Desert, Israel. *Atmos. Environ.* 35:769-776.





# Organic Farming and Climate Change

## Can organic farming mitigate the impact of agriculture on global warming?

Claude Aubert

Independent Organic Farming Consultant &  
Association of the French Members of IFOAM, France  
Email: aubertcl@orange.fr

### ABSTRACT

Agriculture is responsible for more than 30% of the total human-induced greenhouse gases (GHG) emissions. Three gases are responsible for those emissions: CO<sub>2</sub>, CH<sub>4</sub> (methane) and N<sub>2</sub>O (nitrous oxide). Organic farming emits less GHG than conventional farming for several reasons: lesser energy use, lesser nitrogen use, no artificial fertilizers, more grassland, sequestration of carbon in the soil. However, the ability of organic farming to mitigate the GHG emissions is strongly dependant on the way it is practiced. Our food habits, and mainly the part of animal food (specially ruminant meat) have also a strong influence on the GHG emissions of food.

### 1. Introduction

Global warming represents a major threat for food security, especially in tropical countries. It is expected that global warming will worsen the drought and the irregularity of rainfall in many countries. Mitigating the emissions of greenhouse gases is therefore an important challenge that can significantly contribute to improve food security. This can be achieved by reducing the CO<sub>2</sub> emissions due to combustion of fossil fuels, but also by changing agricultural techniques and food habits.

Agriculture is responsible for at least 30% of the global warming (Table 1). This important contribution is due to three gases: CO<sub>2</sub> (carbon dioxide), CH<sub>4</sub> (methane) and N<sub>2</sub>O (nitrous oxide).

- CO<sub>2</sub> emissions come mainly from the fertilizers industry, from the machinery used on the farm and, according to the production system and to the changes in land use, from the release in the air of part of the carbon present in the soil. Deforestation is also an important contributor to the emissions of CO<sub>2</sub> by agriculture.
- CH<sub>4</sub> emissions come mainly from livestock, from enteric fermentation of ruminants and manure fermentation, and also from rice fields.
- N<sub>2</sub>O emissions come mainly from the soil (nitrification and denitrification) and to a lesser extent from animal manure.

**Table 1: Greenhouse Gas emissions by agriculture (after Scherr, 2008)**

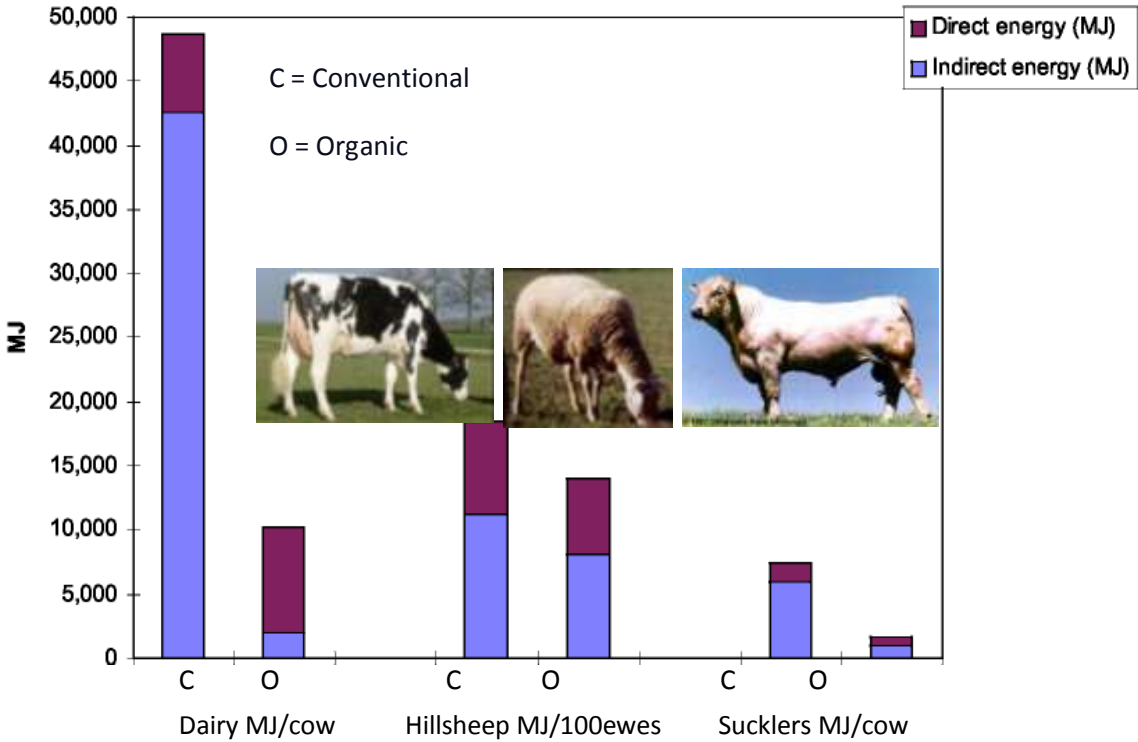
Emission sources	Annual emissions (million t CO <sub>2</sub> -eq)	Gas emitted
<b>Soil fertilization (organic and mineral)</b>	<b>2,100</b>	<b>Nitrous oxide</b>
<b>Enteric fermentation in rumen</b>	<b>1,880</b>	<b>Methane</b>
<b>Biomass burning</b>	<b>700</b>	<b>Methane, nitrous oxide</b>
<b>Rice production</b>	<b>600</b>	<b>Methane</b>
<b>Livestock manure</b>	<b>400</b>	<b>Methane, nitrous oxide</b>
<b>Other (mechanization, irrigation, greenhouses)</b>	<b>900</b>	<b>Carbon dioxide, nitrous oxide</b>
<b>Deforestation and devegetation</b>	<b>8,500</b>	<b>Carbon dioxide</b>
<b>Total</b>	<b>15,080</b>	
<b>Fossil fuel burning (for comparison)</b>	<b>27,700</b>	<b>Carbon dioxide</b>

The impact of organic agriculture, compared to conventional agriculture, has not been very extensively studied. However, some conclusions can be drawn from research done in this field, in particular on the factors influencing the emissions of greenhouse gases by agriculture.

**2. Energy consumption and carbon dioxide (CO<sub>2</sub>) emissions**

The direct energy consumption (mainly for mechanization) is about the same in organic and conventional agriculture. But if we add the indirect consumption, mainly for the manufacture of nitrogen fertilizers, the total energy consumption becomes much lower in organic agriculture, at least by hectare. Indeed the production of 1 ton of N as chemical fertilizer needs about 1 ton of oil and even more in some factories.

In Great Britain, a research made by the Ministry of agriculture concluded that, for most of the productions, the amount of energy used to produce 1kg of food is lower in organic than in conventional agriculture: for example, it amounts, for vegetables, between 28 and 75% of the energy used in conventional agriculture, for beef 55%, for wheat 84%. On the contrary, the organic production uses 14% more energy per kg than the conventional for potato, 10% more for eggs, 11% more for chicken (Figures 1, 2 and 3).



**Figure 1 - Direct and indirect energy consumption in different types of stock breeding (after MAFF, 2000)**

In France, according to the results of 950 farms, 274 of which being organic, the energy consumption par ha is much lower in organic farms for all types of production, but with a great heterogeneity. For instance in grain production the energy consumption is 66% higher in conventional because the fertilisation represents 46% of this consumption, whereas it is only 6% in organic. By ton of product, the result is better in conventional farms for productions, like grain, where the differences in yield are important. For other productions, for instance milk, the organic remains more efficient by litre of milk produced (Bochu, 2008).

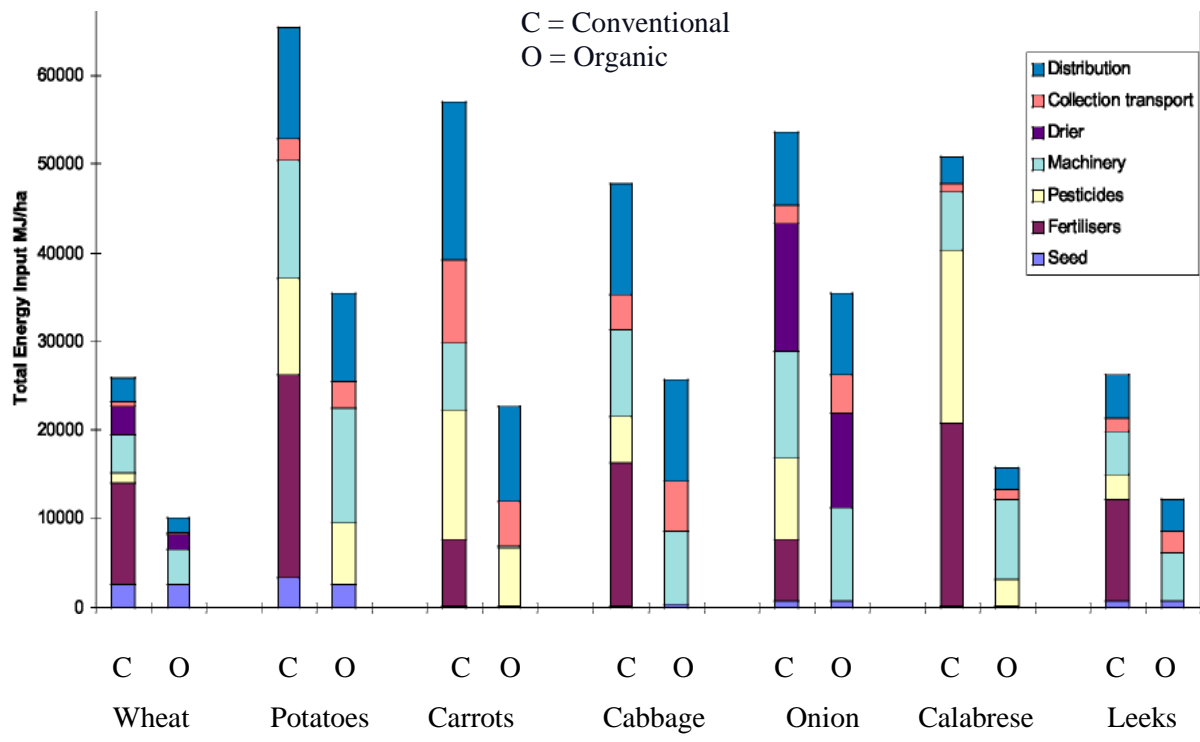


Figure 2: Energy consumption per area unit in organic and conventional agriculture (MJ/ha) (after MAFF, 2000)

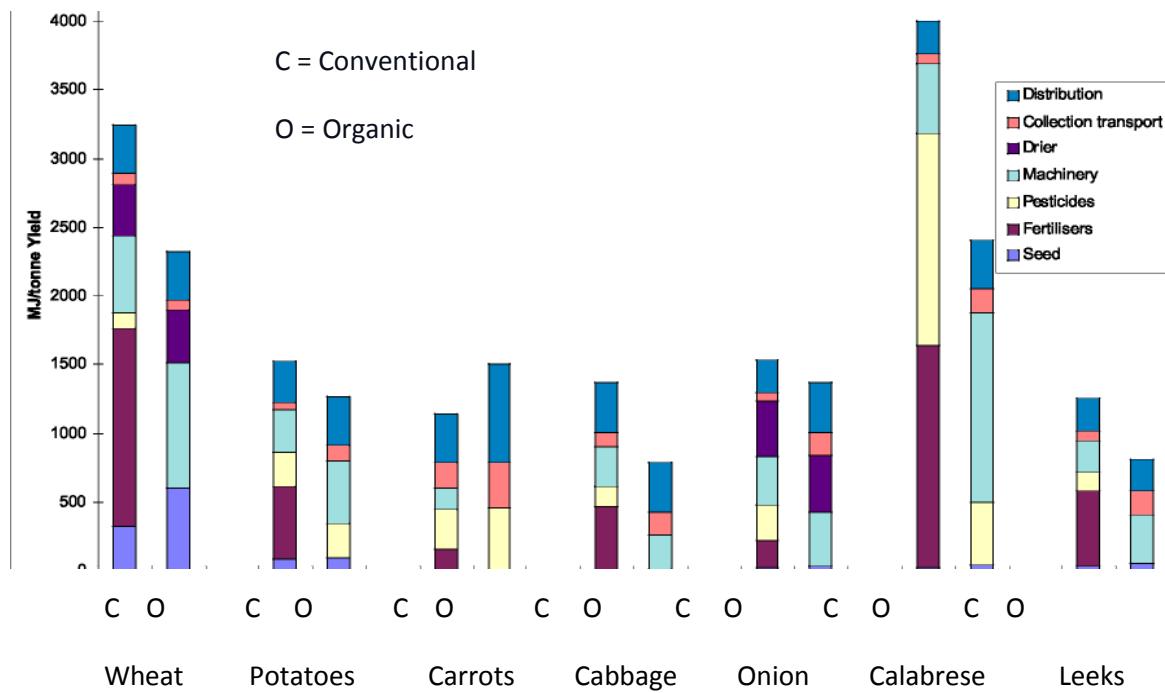


Figure 3: Energy consumption per ton in organic and conventional agriculture (MJ/ton) (after MAFF, 2000)



In Germany, a comparison between 18 organic and 10 conventional farms showed that the energy input per ha is always lower in organic than in conventional farms (Figure 4).

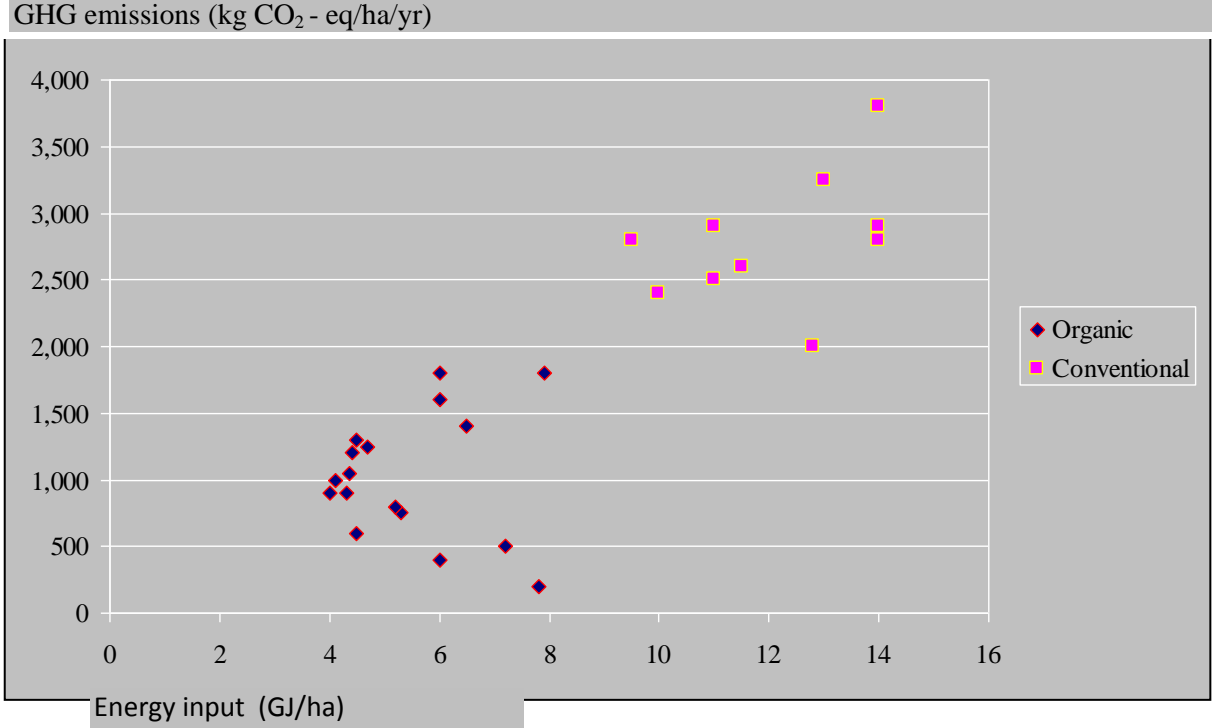


Figure 4 - Greenhouse gases emissions according to energy input (Hülsbergen, 2008)

### 3. Methane (CH<sub>4</sub>) emissions

The methane emissions are not much lower in organic than in conventional agriculture. However, the longevity of milking cows – which is usually longer in organic than in conventional stock breeding - is a way to decrease the amount of methane produced per kg milk (Figure 5).

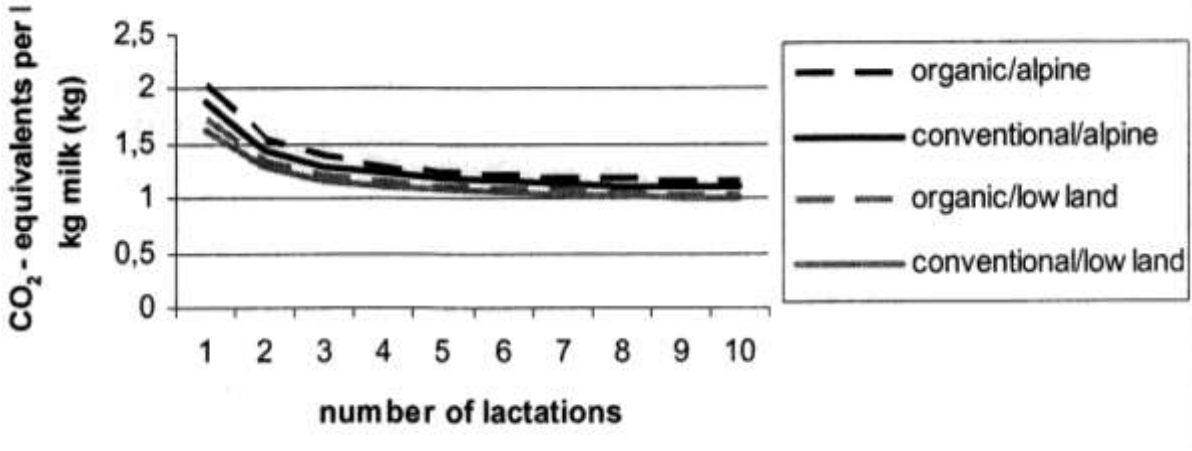
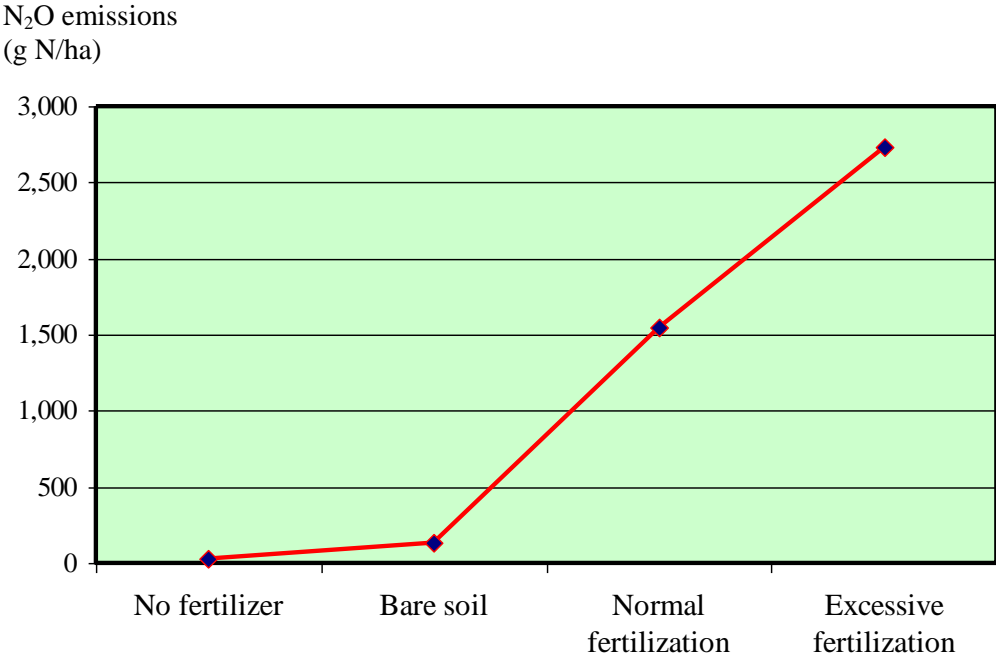


Figure 5: GHG emissions by litre milk according to the production system and the number of lactations (Boincean, 2008).

As far as the fermentation of effluents is concerned, the reduction of GHG emissions by composting has been confirmed by several experiments, the emissions of methane being much lower and not offset by the slight increase in N<sub>2</sub>O emissions. For example, in an experiment in Canada the GHG emissions have been 487 kg eqCO<sub>2</sub>/cow/year by composting, 729 kg with manure heap and 1481 with slurry (Pattey, 2008).

**4. Nitrous oxide (N<sub>2</sub>O) emissions**

N<sub>2</sub>O is emitted mainly by the soils. The amount emitted per ha and per year depends on many factors : type of soil, type of crop, rainfall, rotation, compaction of the soil, amount and type of nitrogen fertilization. The main factor related to the farming techniques is the nitrogen fertilization. The N<sub>2</sub>O emissions increase rapidly with the amount of nitrogen fertilizers (Figure 6).



**Figure 6: N<sub>2</sub>O emissions according to the fertilization (rape production) (Germon, 1999)**

Nitrogen fixed by legumes contributes considerably less to N<sub>2</sub>O emissions than nitrogen spread as fertilizer. This leads to revise the evaluations based on the default IPCC emission factor (1% of nitrogen applied), which was the same for nitrogen fertilizers and for symbiotic fixation. Consequently, on a farm, the more nitrogen fixed biologically, the less N<sub>2</sub>O is emitted.

**Table 2: Greenhouse gas emissions per ton chemical nitrogen (kg CO<sub>2</sub>- eq/ kg N) (author’s estimation)**

<b>Energy consumption by manufacture</b>	<b>2.7</b>
<b>N<sub>2</sub>O emissions by manufacture</b>	<b>4</b>
<b>Indirect N<sub>2</sub>O emissions by application</b>	<b>4.9</b>
<b>Indirect applications by application</b>	<b>4.1</b>
<b>Total</b>	<b>15.7</b>

Table 3: N<sub>2</sub>O emissions by nitrogen fertilisation (kg CO<sub>2</sub>- eq/ kg N) (author’s estimation)

<b>Chemical nitrogen</b>	<b>15.7</b>
<b>Organic nitrogen</b>	<b>9.0</b>
<b>Biologically fixed nitrogen</b>	<b>1.0 - 2.0</b>
<b>Total</b>	<b>25.7 - 26.7</b>

In a research made in Denmark (Olesen, 2008), the impact of various factors (rotation, fertilization, green manure) has been studied. The emissions are lower in organic systems and are decreased with green manuring and increased with manure application. In this experiment, the emissions per kg produced are higher in organic systems if the IPCC default emission factor is applied. If the emissions due to the nitrogen biologically fixed are considered as not higher than the background emissions, which is a better estimation, the emissions remain superior in organic in the rotation without annual legumes, but lower in the rotation with legumes.

The N<sub>2</sub>O emissions are closely related to the nitrate (NO<sub>3</sub>) content in the soil. As shown in Figure 7, the nitrate content in the soil is in most cases much lower in organic than in conventional soils.

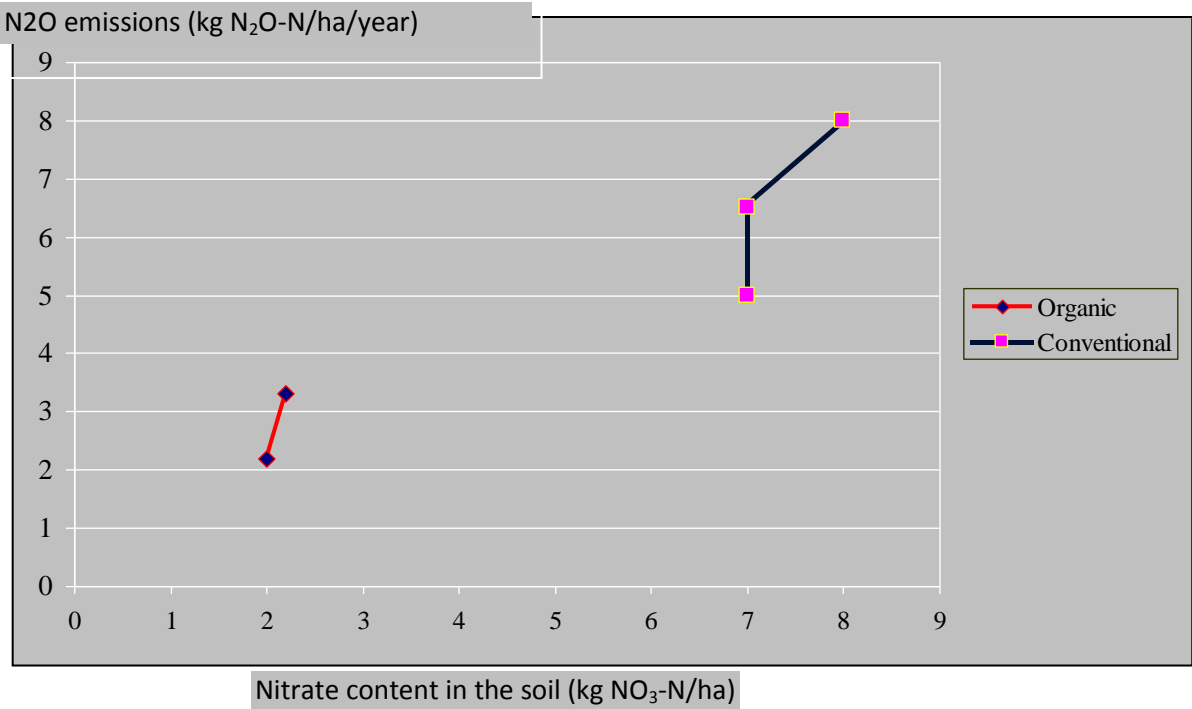


Figure 7: N<sub>2</sub>O emissions according to the nitrate content in the soil (Sehy, 2004)

## 5. Global Warming Potential (GWP): CO<sub>2</sub> + CH<sub>4</sub> + N<sub>2</sub>O emissions

The results of two long term comparisons between organic and conventional systems in Switzerland (DOC and Burgrain experiments) show that the emissions per ha and per kg produced are lower in organic systems (Figure 8).

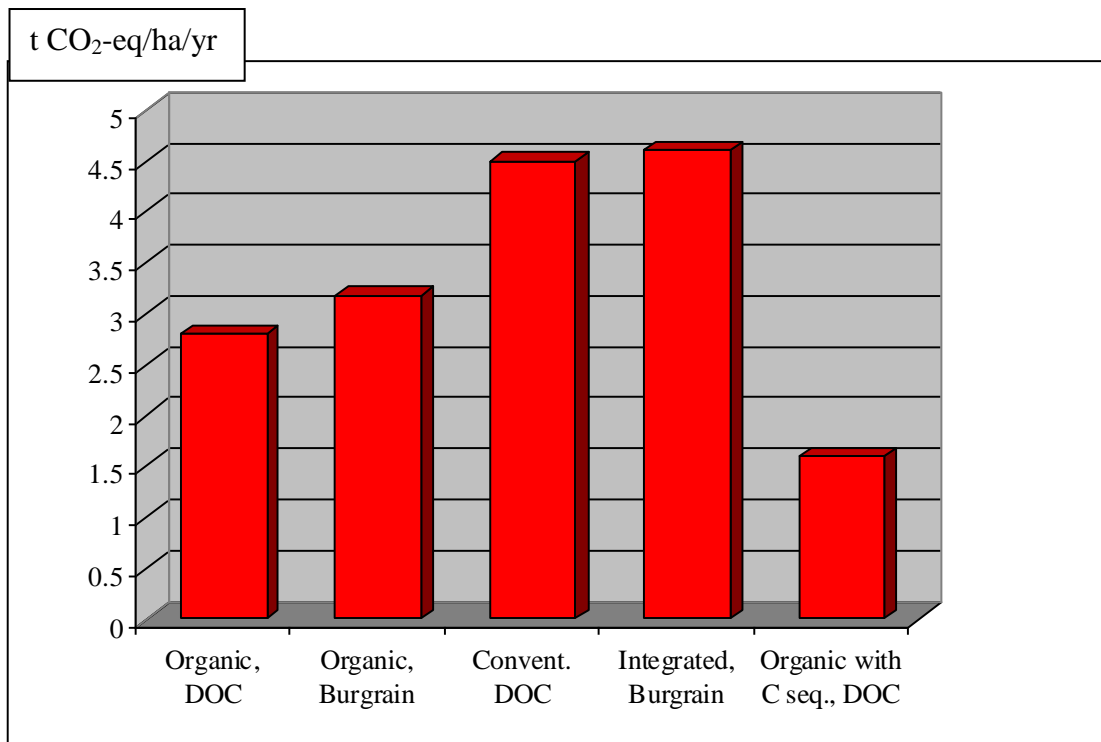


Figure 8 - GHG emissions in organic and conventional agriculture (after Nemecek, 2008)

## 6. Sequestration of carbon in the soil

The data are variable according to the situation and the production system. The amount sequestered in organic farming varies, in most cases, between about 100 kg C/ha/year and more than 500 kg C/ha/year (Table 4).

In stockless farms, in some cases, organic agriculture can de-sequester carbon (Brock, 2008),

An experiment made in Moldavia has confirmed the importance of having perennial legumes in the rotation: in two rotations with manure supply, the one with legumes increased the organic matter content of the soil, whereas the one without legumes decreased it. On the other hand, the variant with manure + NPK did sequester more carbon than the variant with only manure (Boincean, 2008).

Comparisons between different experiments are sometimes difficult because the depth at which the samples have been taken is not always made clear, and the amount of organic present in the top soil may be only half, or even less in tropical regions, of the total amount.

In comparisons with conventional agriculture, the results are different if one considers the net amount sequestered in the soil or the difference with conventional agriculture (Table 5). For instance, in the DOC experiment (FiBL, Switzerland) the amount sequestered in the biodynamic plot was only + 87kg C/ha/year, but the difference with the conventional plot was + 287 kg C/ha/year.

In order to compare the capacity of organic agriculture to sequester carbon, the comparison should be done at the regional scale taking in account the change in soil utilization (from annual crops to grassland or the contrary), the plantation of hedges, etc. In Great Britain, for instance, 13 millions of carbon from the soil are lost every year, which represents 7.3% of all GHG emissions in this country (Aseez, 2008)

Table 4: Gain in carbon in the soil in organic compared to conventional agriculture

Type of experiment	Country	Gain in carbon in the soil in organic compared to conventional agriculture (kg C/ha/yr)	Author and year of publication
DOC (FiBL, Suisse)	Switzerland	287	Fluessbach, 2008
Long term trial Rodale Institute	USA	688	Heparty, 20008
Comparative study of 18 organic and 10 conventional farms	Germany	170	Huilsbergen, 2008

The average gain is 380kg C/ha/year, in accordance with estimations made by other authors.

Table 5: Impact of various agricultural practices on carbon content of the soil (t C/ha/year) (Source : Hülsenbergen, 2008)

Change of land use from pasture to cropland	> -1
Maize for silage	- 0.4 to - 0.8
No till	0 to + 0,25
Fertilization with manure or compost	> + 0,5
Organic agriculture	0 to + 0,5
Perennial legumes	+ 0,6 to >1
Change of land use from cropland to pasture	> 1

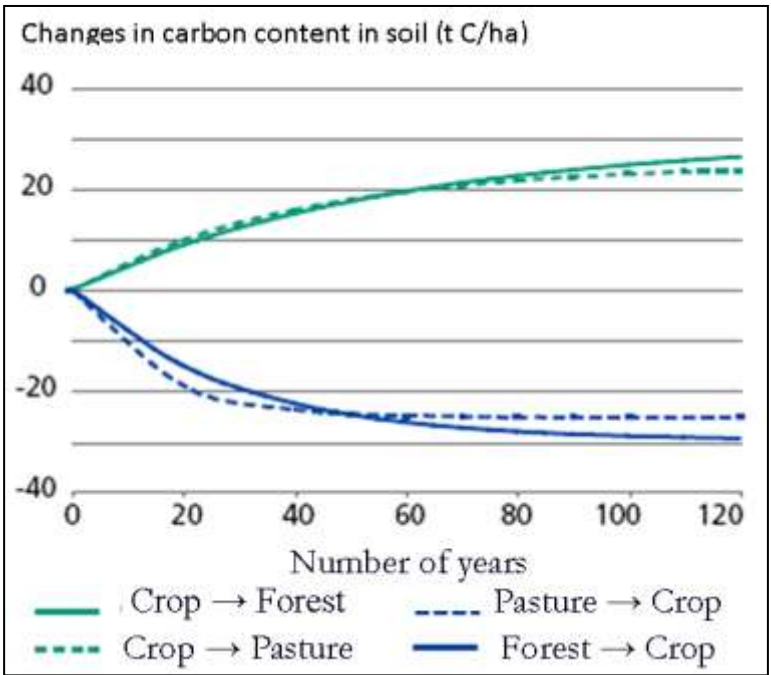


Figure 9: Changes in carbon content in the soil according to land use change (author)

Farmers' aiming at the mitigation of the GHG emissions by organic (and conventional) agriculture should include following practices:

- Replace, as far as possible, nitrogen fertilizers (organic and mineral) by more legumes
- Feed the ruminants more grass and less maize grain, grain and soya cake
- Improve the rotations (more legumes, especially perennial, more green manure)
- Compost animal dejection
- Produce biogas.

### 7. Impact of food habits

The food habits have an enormous impact on the GHG emissions by the production of food. The part of animal products and particularly of meat but also of milk, in the diet has a very high impact on the contribution of our diet on the GHG emissions. For example, the production of 1 ton milk emits about 1 ton CO<sub>2</sub>- eq, whereas 1 ton of soymilk emits 10 times less (Riedecker, 2008). But the highest impact is the consumption of the meat of ruminants: the production of 1 ton protein as ruminant meat emits about 30 times more GHG than as legumes.

The food industry emits also a lot of GHG: the production of 1kg deep frozen French fries emit 5.7 kg CO<sub>2</sub>eq (Redlingsdhofer, 2008).

Decrease the meat consumption would strongly contribute to mitigate the GHG emissions from food (Figures 10 and 11).

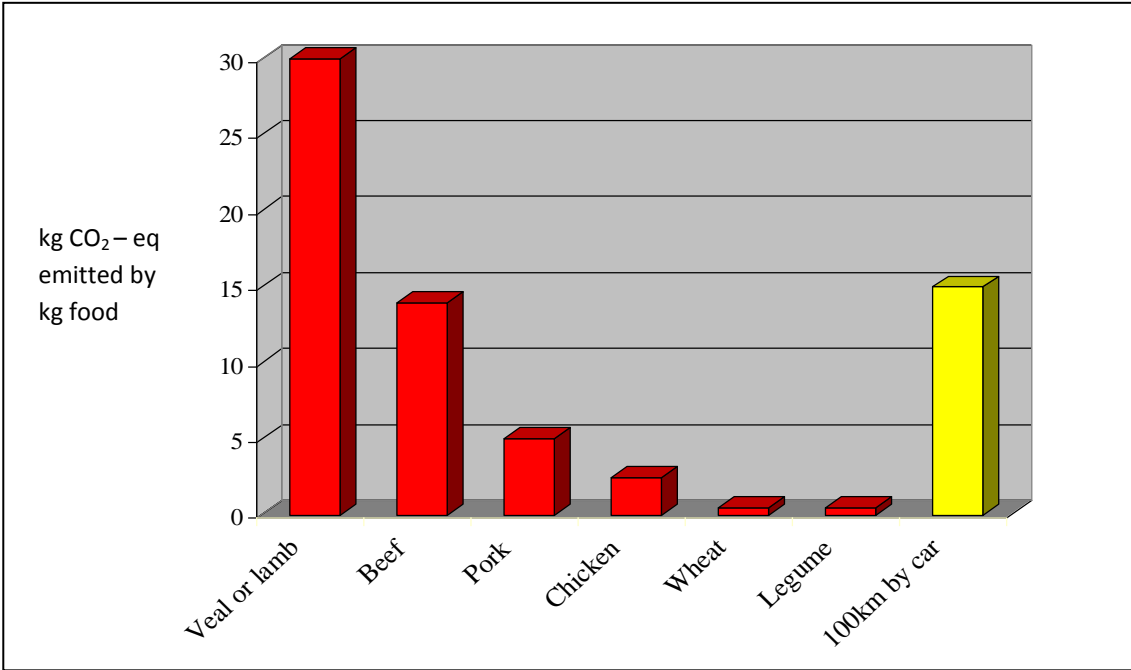
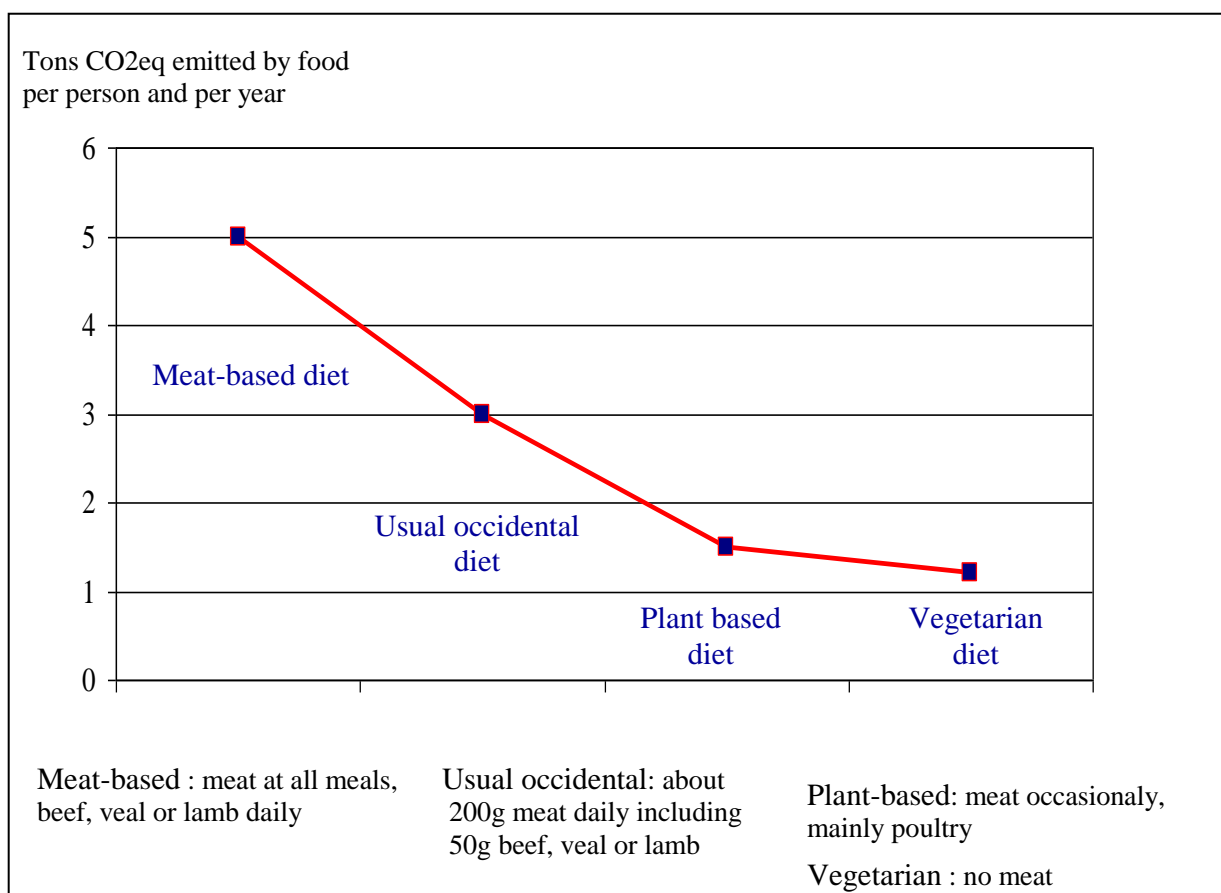


Figure 10: GHG content of vegetable and animal food (Aubert C, 2007)



**Figure 11: Amount of CO<sub>2</sub>-eq in our plate according to our food habits (Aubert, 2008)**

## 8. Conclusion

Based on the on the above presented evidences the following conclusions can be made in regard to organic farming and GHG emissions:

1. Organic agriculture emits less GHG than conventional agriculture.
2. Organic agriculture can still improve its mitigation potential (with better rotations, more legumes, energy savings, renewable energies).
3. Changing our food habits (eating organic, less animal food, eat local, etc.) can strongly reduce the GHG emissions of our food.
4. Divide by two, or more, the GHG emissions of agriculture and food is possible but it needs political and individual will to change agriculture techniques and food habits.

## 9. References

- Aubert C, 2008. Organic agriculture and climate change. Paper presented at the IFOAM international Conference, June 18, 2008, Modena, Italy
- Azeez GSE 2008. Assessing and recognising the soil carbon benefits of organic farming. Paper presented at the international conference “Organic agriculture and climate change”, 17-18 April 2008, Clermont-ferrand, France.
- Boincean B and al. 2008. Fertility and crop productivity in the long term polyfactorial experiment on cernoziom soils of Moldova. Paper presented at the international conference “Organic agriculture and climate change”, 17-18 April 2008, Clermont-ferrand, France.
- Bochu JL and al. 2008. Consommation d’énergie et émissions de GES des exploitations en agriculture biologique ; synthèse des résultats PLANETE 2006. Paper presented at the international

- conference “Organic agriculture and climate change”, 17-18 April 2008, Clermont-ferrand, France.
- Brock C and al. 2008. The impact of the farming system on the humus household. Paper presented at the international conference “Organic agriculture and climate change”, 17-18 April 2008, Clermont-ferrand, France.
- Germon JL and al. 2003. Les émissions de protoxyde d’azote (N<sub>2</sub>O) d’origine agricole, in: Etude et gestion des sols, volume 10, 4, 2003, pages 315 to 328.
- Hepperly P 2008. Food and agriculture offer world of opportunity to combat global greenhouse gases. Paper presented at the international conference “Organic agriculture and climate change”, 17-18 April 2008, Clermont-ferrand, France
- Hörtenhuber S and al. 2008. Greenhouse gas emissions from dairy farming – model calculations for selected production system in Austria. Paper presented at the international conference “Organic agriculture and climate change”, 17-18 April 2008, Clermont-ferrand, France.
- Hülsbergen KJ 2008. Kohlenstoffspeicherung in Böden durch Humusaufbau. Paper presented at the KTBL-Tagung “Klimawandel und Ökolandbau, 1-2 december 2008, Göttingen, Germany.
- MAFF (**Ministry of Agriculture**, Fisheries and Food),2000. Energy use in organic farming systems.
- Nemecek T and al. 2008. Life cycle impact of Swiss arable cropping systems in the global warming potential. Paper presented at the international conference “Organic agriculture and climate change”, 17-18 April 2008, Clermont-ferrand, France.
- Olesen JE, 2008. Greenhouse gas emission from organic farming systems in Denmark. Paper presented at the international conference “Organic agriculture and climate change”, 17-18 April 2008, Clermont-ferrand, France .
- Pattey E and al. 2008. Réduction des émissions de gaz à effet de serre générées par le compostage du fumier de bovins de boucherie et de bovins laitiers. Paper presented at the international conference “Organic agriculture and climate change”, 17-18 April 2008, Clermont-ferrand, France.
- Riedecker and al. 2008. Utilisation de l’ « Evaluation Environnementale Intégrée » pour comparer différents régimes alimentaires. Conséquences pour le développement durable. Paper presented at the international conference “Organic agriculture and climate change”, 17-18 April 2008, Clermont-ferrand, France.
- Redlingshöfer B, 2008. Choix de consommation alimentaire, quel impact sur l’effet de serre. Paper presented at the international conference “Organic agriculture and climate change”, 17-18 April 2008, Clermont-ferrand, France.
- Scherr SJ and Sthapit S, 2009. Mitigating Climate Change Through Food and Land Use, Worldwatch report 179.
- Sehy U 2004. N<sub>2</sub>O Freisetzung landwirtschaftlich genutzter Böden unter den Einfluss von Bewirtschaftung-Witterungs- und Standort Faktoren. Dissertation TU-München-Weihenstephan, Institut für Bodenbiologie,173 p.





# Impact of Large-Scale Conversion to Organic Farming on Greenhouse Gas Emissions

Darko Znaor

Avalon, Associated Expert, the Netherlands/Croatia

Email: darko.znaor@inet.hr

## ABSTRACT:

This paper gives an overview of the two studies assessing likely greenhouse gas (GHG) emissions of large-scale conversion to organic farming (in Croatia and the UK) and provides an estimate of the impact a total conversion to organic farming would have on the GHG emissions of the EU-27.

Organic farming does not use synthetic fertilisers. A total conversion to organic farming would thus result in cutting all GHG emissions generated by the manufacture of synthetic fertilisers, their transport, application and emissions from the soil. Besides, since organic farming usually results in the sequestration of carbon in the soil, its wide adoption would provide a substantial carbon sink in the soil. In the case of Croatia, a total conversion to organic farming would decrease GHG emissions arising from farming and farm-upstream linked sectors by 72 percent as compared to the present situation. A total conversion to organic farming in the UK would reduce the environmental and health costs generated by GHG by approximately 60 percent, while the external costs of a food basket (assuming also the use of environmentally-friendly means of transport) would fall tenfold. Finally, by adopting a full-scale conversion to organic farming, the EU-27 would seem to be able to cut its GHG emissions by 5.6 percent. This is exactly as much as the current gap in reaching the GHG reduction policy target, which EU-27 will not be able to bridge even by implementing all its planned policies and by employing best available technological means presently known.

## 1. Agriculture and greenhouse gas emissions

Agriculture is probably the most climate-dependent human activity, but contrary to most other sectors, agriculture is both the source of greenhouse gas (GHG) emissions and a victim of climate change. Being the main source of two major greenhouse gases - nitrous oxide and methane - agriculture is a significant source of GHG emissions (PICCMAT, 2008). Agricultural soils and livestock directly emit GHG, while agriculture's indirect emissions include fossil fuel use in farm operations, the production of agrochemicals and the conversion of land to agriculture (Bellarby, *et al.*, 2008). Taking into account the direct emissions only, in 2004 agriculture globally made up 13.5 percent of all anthropogenic GHG emissions (IPCC, 2007). However, the total global contribution of the agricultural sector, including all direct and indirect emissions, is 8.5-16.5 Pg CO<sub>2</sub>-eq, which represents between 17 and 32 percent of all global human-induced GHG emissions (Bellarby, *et al.*, 2008). Manufactured (mineral) nitrogen fertilisers emit 0.4-0.6 Gt CO<sub>2</sub>-eq, accounting for about 10 percent of all direct emissions from agriculture and 1 percent of all global human-induced GHG emissions (EFMA, 2008b; FAO, 2009; Williams, *et al.*, 2006).

In the EU-27, agricultural direct emissions contributed 9.2 percent of the total GHG emissions in 2007, of which more than 5 percent was nitrous oxide and nearly 4 percent methane (EEA, 2009a). Some 49 percent of all methane emissions and 65 percent of all nitrous oxide emissions in the EU-15 comes from agriculture (Duchateau and Vidal, 2003).

Livestock farming and fertiliser use are by far the two most significant sources of GHG deriving from agriculture. Through enteric fermentation in the rumen, ruminant livestock (cattle, sheep and goats) produce methane, contributing about 60 percent of all global methane emissions (Bellarby, *et al.*, 2008). Besides, the storage, application and decomposition of livestock manure in the soil, emit both methane and nitrous oxide. Fertilisers applied on agricultural land emit nitrous oxide, and are a major direct source of nitrous oxide from agricultural soils. Beside livestock farming and fertilisers,

agriculture emits GHG through the production of legume crops, residue burning and land use change (e.g. conversion of carbon-rich grassland soils into arable land).

So far, carbon losses from agricultural soils are not reported in the national GHG inventories under the UNFCCC. However, these are substantial and in case of the EU-15 have been estimated at 10-20 Tg C y<sup>-1</sup>, adding 4-8 percent to the EU-15's anthropogenic GHG emissions (Freibauer, *et al.*, 2004).

## 2. Organic farming and greenhouse gas emissions

The Food and Agriculture Organisation of the UN (FAO) recognises organic farming as one type of sustainable farming method (FAO, 1998; FAO, 1999; FAO, 2007; Scialabba El-Hage and Hattam, 2002). Organic farming contributes to the reduction of greenhouse gas (GHG) emissions because it reduces the consumption of fossil fuels, reduces emissions of CO<sub>2</sub>, CH<sub>4</sub> and N<sub>2</sub>O and reduces vulnerability of soils to erosion, while at the same time increasing carbon stocks in the soil (Niggli, *et al.*, 2007). Consequently, conversion to organic farming is believed to be a viable way of reducing GHG emissions (Wood, *et al.*, 2006). However, comparative data on GHG and other related gas emissions between organic and non-organic systems are sparse (Niggli, *et al.*, 2007).

The German Öko Institut (2007) reports that organic farming, depending on the commodity produced, emits 6-31 percent fewer GHG than non-organic farming production, which is somewhat less than the reduction of 48-60 percent previously reported by Haas and Köpke (1994) and Burdick (1994). Swiss organic farms were found to be able to reduce GHG emissions by 18 percent (Niggli, 2007). The reduction in GHG emissions by Dutch organic dairy farms is 14 percent, for organic peas 41 percent, while organic potatoes and leeks result in emissions of 10 percent and 22 percent more GHG than conventional production (Bos, *et al.*, 2007). Küstermann *et al.* (2007) found that Bavarian organic farms emit 2 percent more GHG, while stockless organic farms of the German Scheyern region emit up to 53 percent more GHG than conventional farms. However, when the carbon sequestration effect was included in the calculation, their net GHG emissions were 26 percent and 80 percent lower than of the conventional farms. Average CO<sub>2</sub> emissions per unit area from organic beef are 57 percent lower than for non-organic production (Casey and Holden, 2006). Nemecek *et al.* (2005a; 2005b) found that on a per hectare basis emissions of GHG in organic farming are 29-37 percent lower than in integrated agriculture. However, when calculated per kg of product, organic farming resulted in a higher global warming potential. This contradicts the results presented by Bos (2007) who found that organic dairy production also emits less CO<sub>2</sub> per yield unit. Organic farming was found not to be an option for sequestering C in soil in the cold Swedish climate (Kirchmann, *et al.*, 2007).

Data on methane (CH<sub>4</sub>) and nitrous oxide (N<sub>2</sub>O) emissions from organic farming do not seem to exist (Niggli, *et al.*, 2007). According to Niggli *et al.* (2007) N<sub>2</sub>O emissions in organic farming are expected to be lower than in conventional farming because the soils at organic farms:

- Have lower concentrations of easily available mineral N (which highly determines N<sub>2</sub>O emissions);
- Have a better soil structure and are less compacted, which reduces denitrification;
- Tend to be under plant cover for longer, which reduces N<sub>2</sub>O emissions.

CH<sub>4</sub> emissions from organic production of ruminants are the same as in conventional farming, but because organic livestock lives longer, the ratio between the unproductive and productive period is more favourable for organic ruminants (Niggli, *et al.*, 2007).

## 3. Large-scale conversion to organic farming

Organic farming is a rapidly growing sector in many countries. In 2006, globally 30.4 million hectares were managed organically on more than 700 000 farms, representing 0.65 percent of the agricultural land (Willer, *et al.*, 2008). In 2006, organic farming accounted for 13% of the total agricultural area in Austria and for 11% in Switzerland (Willer, *et al.*, 2008). If the expansion of EU organic farming continued at the same pace, in two decades organic farming would account for some 50% of the total agricultural area (Znaor, 2008).

From the environmental point of view, a further spread of organic farming seems to be desirable. However there is some concern about the impact of this spread on society as a whole and the exact costs and benefits of this scenario and its associated trade-offs remain unknown (EC, 2005a; EC, 2005b; EC, 2007). As farming is linked to many other economic activities, the widespread adoption of organic farming could have broader impacts. The consequences might include effects on employment and the overall economic performance of some sectors (e.g. the fertiliser and pesticide industry and their distribution chains). In economically developed countries, the widespread adoption of organic farming is most likely to result in lower yields, threatening national/regional food productivity and security.

To date, hardly any research has been carried out to assess the cross-sectoral effects of organic farming on the entire economic system and policy makers lack studies providing a detailed insight into the corresponding economic, environmental and social impacts of both the present level of organic farming and scenarios involving its expansion on a larger scale (EC, 2005a; EC, 2005b; EC, 2007; Znaor, 2008). This paper gives an overview of the two studies assessing likely greenhouse gas (GHG) emissions of large-scale conversion to organic farming (in Croatia and the UK) and provides an estimate of the impact large-scale conversion to organic farming would have on GHG emissions of the EU-27.

#### **4. GHG emissions under large-scale conversion to organic farming in Croatia**

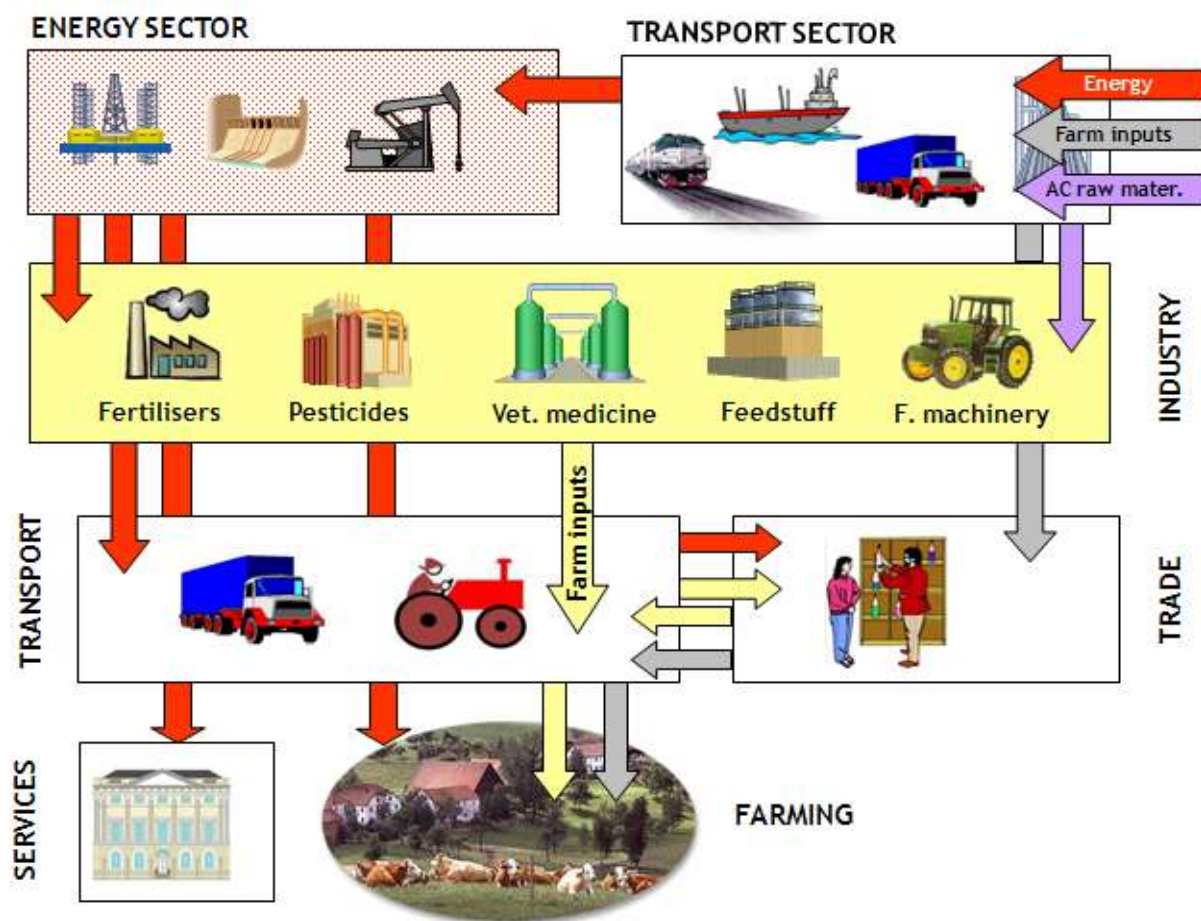
Assessments of the environmental and economic consequences of large-scale conversion to organic farming in Croatia have been performed for the period 2001-2003 (Znaor, *et al.*, 2005) and 2001-2005 (Znaor, 2008; Znaor, *et al.*, 2007). These studies examined the consequences of the conversion of a substantial portion of Croatian agricultural land to organic farming in relation to national agricultural output (food productivity/security) and related environmental (soil, water, climate/air and energy use) and economic performance. The results dealing with climate change only have been presented by Legro *et al.* (2008), Znaor (2009) and Landau and Znaor (2009).

##### **4.1. Methodology**

Farming is closely linked with a range of economic activities. Thus, when measuring the impact on climate change, the assessments - besides farming - also took into account the impact a large-scale conversion to organic farming would have on farm-upstream linked sectors. These include energy production and supply, manufacturing of agri-chemical inputs, trade, transport and research, education, advisory, veterinary and administrative services. Thus, the GHG emissions associated with energy use and production, transport and application of farm input raw materials and the final farm input products were assessed both for the farming and farm-upstream linked sectors (Figure 1).

The GHG emissions of the baseline scenario (average of 2001-2003 and in a later study 2001-2005) were compared with fourteen development scenarios involving various shares of agricultural land under organic management: 10, 25, 50 and 100 percent. For the each scenario, the environmental costs associated with the corresponding GHG emissions were assessed in monetary terms, applying a methodology developed by the ExternE programme (Droste-Franke, 2005; IER, 2004; IER, 2007), an EC-funded multi-year and multi-million EUR environmental accounting research programme. A detailed description of the methodology used in the Croatian studies can be found in Znaor *et al.* (2005) and Znaor (2008).

Based on the long-term organic experiments in temperate regions (Mäder, *et al.*, 2002; Pimentel, *et al.*, 2005), the sequestration rate of 180 kg C ha<sup>-1</sup> yr<sup>-1</sup> for arable land under organic management is taken as a realistic estimate for the carbon sequestration potential in Croatia. Several studies report much higher sequestration rates (400-1,800 kg C ha<sup>-1</sup> yr<sup>-1</sup>) in temperate regions (Hepperly, *et al.*, 2008; Hülsbergen and Küstermann, 2008; Raupp, *et al.*, 2006; Teasdale, *et al.*, 2007), but in order to remain conservative, a sequestration rate of 180 kg C ha<sup>-1</sup> yr<sup>-1</sup> was applied.



**Figure 1: Services and goods flow between farming and farm-upstream sectors (modified after Znaor, 2008)**

## 4.2. Results

In the baseline scenario (2001-2005), farming and farm-upstream linked sectors emitted 5,027 Gg CO<sub>2</sub>-eq per year, of which N<sub>2</sub>O contributed with 53 percent. The corresponding environmental damage is estimated to be 96 million EUR per year, which is equal to about 10 percent of the gross-value added generated by farming and farm-upstream linked sectors. The vast majority (79 percent) of GHG emissions (and environmental damage) arise from farming, while only 21 percent is generated by other sectors (Table 1). Fifty three percent of the GHG emissions from the farming sector originate from manure and soil management.

Compared to the baseline, the GHG emissions are reduced in all organic scenarios and the reduction depends on the surface area under organic management: the greater the organic area, the greater the reduction (Table 1). In the case of a total conversion to organic farming, GHG emissions (CO<sub>2</sub>-eq) arising from the farming sector are 19 percent lower in than in the baseline. However, when measured throughout the entire farming and farm-upstream chain, the GHG emissions generated by the total conversion scenario are reduced by 35 percent as compared to the baseline. Consequently, the total conversion scenario generates 35 percent less environmental costs than the baseline (Table 1). The higher the area under organic management, the higher the share of the farming sector in total GHG emissions. Farming accounts 81 per cent of all GHG in the scenario with 10 percent organic area, while in the scenario with 100 percent of agricultural land under organic farming all GHG emissions arise from the farming sector. This is because this scenario assumes that farmers will refrain from the

use of nearly all products manufactured by the farm inputs industry, leading also to cuts in farm inputs industry-related emissions from energy and transport sectors.

**Table 1: GHG emissions and environmental damage arising from different organic farming scenarios for Croatia (Znaor, 2008)**

Economic activity	Baseline		Area under organic management							
	CO <sub>2</sub> -eq (Gg)	Damage (MEUR)	10%		25%		50%		100%	
	CO <sub>2</sub> -eq (Gg)	Damage (MEUR)	CO <sub>2</sub> -eq (Gg)	Damage (MEUR)	CO <sub>2</sub> -eq (Gg)	Damage (MEUR)	CO <sub>2</sub> -eq (Gg)	Damage (MEUR)	CO <sub>2</sub> -eq (Gg)	Damage (MEUR)
Farming (excl. soil C)	3,989	76	3,914	74	3,802	72	3,615	69	3,240	62
Energy sector	201	4	199	4	183	3	157	3	0	0
Farm inputs industry	822	16	740	14	617	12	411	8	13	0
Transport	9	0	5	0	4	0	3	0	0	0
Others	5	0	5	0	5	0	5	0	0	0
<b>Total</b>	<b>5,027</b>	<b>96</b>	<b>4,863</b>	<b>92</b>	<b>4,610</b>	<b>88</b>	<b>4,191</b>	<b>80</b>	<b>3,252</b>	<b>62</b>
<b>% of baseline</b>	<b>100</b>	<b>100</b>	<b>97</b>	<b>97</b>	<b>92</b>	<b>92</b>	<b>83</b>	<b>83</b>	<b>65</b>	<b>65</b>
<b>Soil C loss</b>	<b>1,179</b>	<b>22</b>	<b>910</b>	<b>17</b>	<b>507</b>	<b>10</b>	<b>-166</b>	<b>-3</b>	<b>-1,510</b>	<b>-29</b>
<b>Total incl. soil C</b>	<b>6,206</b>	<b>118</b>	<b>5,773</b>	<b>110</b>	<b>5,117</b>	<b>97</b>	<b>4,025</b>	<b>76</b>	<b>1,742</b>	<b>33</b>
<b>% of baseline</b>	<b>100</b>	<b>100</b>	<b>93</b>	<b>93</b>	<b>82</b>	<b>82</b>	<b>65</b>	<b>65</b>	<b>28</b>	<b>28</b>

However, if the soil carbon loss/accumulation is taken into account, the calculation becomes even more favourable for organic farming. Assuming an average carbon sequestration rate of 180 kg C ha<sup>-1</sup> yr<sup>-1</sup> for arable and permanent crops, and applying the same carbon sequestration rates for forage crops as in the baseline (1.3 t C ha<sup>-1</sup> yr<sup>-1</sup> for alfalfa and 1.0 t C ha<sup>-1</sup> yr<sup>-1</sup> for grass-clover mixtures, permanent meadows and pastures), the total conversion results in an accumulation of 1.510 Gg CO<sub>2</sub>-eq yr<sup>-1</sup>. Thus, if soil carbon sequestration is taken into account, the total GHG emissions arising from farming and farm-upstream linked sectors in the scenario assuming a total conversion to organic farming are 1.742 Gg CO<sub>2</sub>-eq yr<sup>-1</sup>, or just 28% of the baseline emissions (Table 1).

## 5. GHG emissions under large-scale conversion to organic farming in the UK

A study from Pretty *et al.* (2005) compared the external costs of the current UK agriculture with those that would arise were the whole of the UK farmed organically. The assessment included also costs imposed by GHG emissions.

### 5.1 Methodology

Applying various methods of environmental accounting already employed in the previous studies assessing external costs of UK agriculture (EA, 2002; Hartridge and Pearce, 2001; Pretty, *et al.*, 2000) and adjusting some previous assumptions, the study assessed total environmental and health costs associated with UK agriculture in 2000. This served as the baseline scenario. Using standard protocols for organic farming, the study estimated GHG emissions under a total conversion to organic farming.

The aggregate costs for the baseline and the organic scenario were used to calculate the costs for each of the twelve major arable, horticulture and livestock food commodities produced in the UK (cereals, potatoes, oil seed rape, sugar beet, fruit, vegetables, beef/veal, pork, poultry, mutton/ lamb, milk and eggs). For each of these twelve commodities, environmental and health costs generated by GHG (and ammonia) emissions are calculated to the farm gate, for their transporting to retail outlets, and then to consumers' homes, as well as the cost of disposal of wastes. By doing this, the relative contribution of each commodity to the overall GHG (and ammonia) emissions was taken into account. For instance: as some 89 percent of agricultural methane emissions arise from enteric animals (75 percent from cattle, 25 percent from sheep), milk is calculated to contribute 35 percent to methane costs, beef/veal 35 percent, mutton/lamb 25 percent, and pork and poultry 2.5 percent each. Nitrous oxide costs were

allocated in proportion to area of crops and grassland. Carbon emitted from fossil fuel use (mostly for vehicles) was in proportion to area of crops and grassland, with costs adjusted up (double their proportional contribution) for pigs, poultry and eggs (owing to energy used in housing), and down by half for sheep (which are mostly outdoors). Indirect energy costs arising from the manufacture of pesticides and fertilizers were allocated in proportion to the areas of crops and grassland.

## **5.1 Results**

Environmental and health costs associated with the UK agriculture in 2000 are estimated to be £1.514 million. Emissions of carbon dioxide, methane, nitrous oxide (and ammonia) account for 35 percent of the total cost.

In the organic scenario, methane from livestock is estimated to be reduced by 5 percent and nitrous oxide by 80 percent. Carbon dioxide emitted from farm machinery is estimated to remain the same as in the baseline, while indirect carbon dioxide emissions arising from the use of fertilizers and pesticides are estimated to fall by 88 percent. Consequently, under a total conversion to organic farming the environmental and health costs generated by GHG (and ammonia) are reduced by 61 percent. The GHG emissions generated from the loss of soil organic matter (carbon) are estimated to fall by 75 percent in the organic scenario, reducing the associated environmental costs by 59 percent as compared to the baseline.

Costs arising from food transport to retail outlets and then to home outweigh those generated by farming. Transport to retail outlets in the baseline scenario is estimated to cause environmental damage of £2.348 million and the transport to home additional damage of £1.276 million. If all UK food were organic and if food were locally-sourced or predominantly transported by rail, and then transported home by walking/cycling, bus or home delivery, external costs would fall from 11.8 percent of the food basket to 1.1–1.8 percent, saving each person in the UK £2.41–2.65 per week.

## **6. GHG emissions under large-scale conversion to organic farming in the EU-27**

### **5.1 EU and GHG emission reduction targets**

The EU-27 does not have a joint target under the Kyoto Protocol but the Kyoto emission reduction targets are set as follows (EEA, 2009b):

1. By 2008–2012 the pre-2004 EU Member States (EU-15) are obliged to jointly reduce their GHG emissions by 8 percent below 1990 levels.
2. Most EU Member States that joined the EU in 2004 (EU-12) are obliged to reduce their GHG emissions by 6 to 8 percent from their base years (mostly 1990).

In 2007, the EU Member States endorsed an ambitious GHG emissions reduction plan to limit their GHG emissions by at least 20 percent by 2020 (from 1990 levels) (EEA, 2009b). In 2007, total GHG emissions were 9.3 percent lower than the 1990 level and in the 2008 emissions were estimated to be 10.7 percent below the 1990 level (4,971 vs. 5,564 Tg CO<sub>2</sub>-eq) (EEA, 2009c). Therefore the EU still has a long way to go in order to achieve its target of 20 percent emissions cut by 2020. But the current projections indicate that with the implementation of all planned measures, emissions could be further reduced just by some 14.3 percent below the 1990 level (EEA, 2009c). Therefore the EU still has to find a way for reducing its GHG emissions for an additional 6 percent. In this respect it is interesting to assess whether (at least a hypothetical) total conversion to organic farming would be able (and how such) to reduce the EU-27 GHG emissions.

### **5.2 Methodology**

The effect of the potential large-scale conversion to organic farming in the EU-27 on GHG emissions is notoriously difficult to estimate. This is not just because of a number of hypothetical uncertainties, but also because of the sparse and reliable data required for such an assessment. Besides, some data required to perform this assessment are not available at the aggregated level of EU-27, are contradictory, or in the possession of private industries.

A potential reduction of GHG emissions from total conversion to organic farming is calculated by assessing:

1. GHG emissions arising from fertiliser manufacturing, transport and application, as well as from the production of energy required for those operations;
2. GHG emissions from direct and indirect N<sub>2</sub>O emission from soil;
3. GHG emissions from urea fertilisation;
4. Potential of organic farming to sequester soil carbon.

The baseline year for all calculations was 2007.

The first step in calculating the GHG emissions generated by fertiliser manufacturing was to determine the quantity of N synthetic fertilisers consumed in the EU-27. Since Eurostat has no data on fertiliser consumption for 2007, the data was taken from the International Fertilizer Industry Association (IFA, 2009). The GHG emissions generated by the ammonia and nitric acid production for 2007 were taken from the European Community greenhouse gas inventory for 1990–2007 (EEA, 2009a) and their sum is assumed to be equal to all GHG emissions resulting from fertiliser production. The CO<sub>2</sub>-equivalent of these emissions was divided by the quantity of N fertiliser produced in 2007, which was taken from the International Fertilizer Industry Association (IFA, 2009). This was done in order to calculate the amount of CO<sub>2</sub>-eq required for the production of 1 t of N fertilisers, which was then multiplied by the quantity of N fertiliser used.

The GHG emissions associated with the transportation of fertilisers was estimated by multiplying the road freight GHG emissions in 2007 (EC, 2009) by 9.2 percent, which was the share of fertilisers in the total EU-27 road freight tonne-kilometres in 2007 (EUROSTAT, 2009). This was adjusted (increased) by 27.1 percent, which is the EU average truck empty running factor (Piecyk and McKinnon, 2009).

The GHG emissions from the application of N fertilisers were estimated by multiplying the quantity of N consumed with an energy equivalent of 2 GJ per tonne of N, as suggested by the European Fertilizer Manufacturers Association (EFMA, 2008a). Standard IPCC factors (IPCC, 2009) were used to calculate the GHG emissions equivalent to 1 GJ of energy stored in diesel fuel used by tractors.

The GHG emissions resulting from the energy in fossil fuels burnt for fertiliser manufacturing, transport and application was calculated by multiplying EU-27 fugitive CO<sub>2</sub> emissions from oil and natural gas (EEA, 2009a) with the share (percentage) of fertiliser manufacturing, transport and application in the total GHG emissions (calculated in the previous steps).

The direct and indirect N<sub>2</sub>O emissions from soil were calculated by multiplying the amount of N fertilisers consumed (IFA, 2009) with the standard IPCC N<sub>2</sub>O soil emission factors (IPCC, 2009).

The contribution of urea application to CO<sub>2</sub> emissions was calculated by multiplying the default CO<sub>2</sub> emission factor of 20 percent with the quantity of the urea applied by EU-27, which was taken from the database of the International Fertilizer Industry Association (IFA, 2009).

Following the findings of the long-term organic farming trials in temperate regions (Mäder, *et al.*, 2002; Pimentel, *et al.*, 2005), the average amount of carbon which could be sequestered under organic farming is estimated to be 180 kg C ha<sup>-1</sup> yr<sup>-1</sup>, multiplied by 160,827,000 ha (EUROSTAT, 2009) of agricultural land in the EU-27.

### 5.3 Results

A total conversion to organic farming in the EU-27 would result in an annual GHG emissions reduction of 175,364 Gg CO<sub>2</sub>-eq, which is equal to 3.48 percent of all GHG emissions of the EU-27 (Table 2). Fertiliser manufacturing, transport and application account for 52.6 percent, and N<sub>2</sub>O emission from soil for 46.1 percent of this reduction. In addition, organic farming management practices could annually sequester 105,953 Gg CO<sub>2</sub>-eq in the soil (Table 2). The GHG emissions reduction and carbon sequestration make 281,317 Gg CO<sub>2</sub>-eq, representing 5.58 percent of all GHG emissions in the EU-27.



**Table 2: Estimated annual GHG emissions avoidance under a total conversion to organic farming in the EU-27**

	CO <sub>2</sub> (Gg)	CH <sub>4</sub> (Gg)	N <sub>2</sub> O (Gg)	CO <sub>2</sub> -eq (Gg)	% of all GHG
<b>Fertilisers manufacturing, transport and application</b>					
Manufacturing	-	-	-	61,472	1.22
Transport	29,210	-	1	29,553	0.59
Application	1,259	-	0	1,259	0.02
<b>Total fertilisers manufact., transport and application</b>	<b>30,469</b>	<b>0</b>	<b>1</b>	<b>92,284</b>	<b>1.83</b>
<b>Energy production</b>					
Energy required for fertilisers manufacturing	201	22	-	655	0.01
Energy required for fertilisers transport	99	5	-	212	0.00
Energy required for fertilisers application	4	-	-	4	0.00
<b>Total energy production</b>	<b>305</b>	<b>27</b>	<b>0</b>	<b>871</b>	<b>0.02</b>
<b>N<sub>2</sub>O emissions from soil</b>					
N <sub>2</sub> O direct emissions from soil	-	-	204	63,250	1.25
N <sub>2</sub> O indirect emissions from soil					
Deposition	-	-	17	5,406	0.11
Run-off and leaching	-	-	39	12,163	0.24
<b>Total N<sub>2</sub>O emission from soil</b>	<b>0</b>	<b>0</b>	<b>261</b>	<b>80,819</b>	<b>1.60</b>
<b>CO<sub>2</sub> emission from urea fertilisation</b>	<b>1,390</b>	<b>0</b>	<b>0</b>	<b>1,390</b>	<b>0.03</b>
<b>Total fertilisers emissions</b>	<b>32,164</b>	<b>27</b>	<b>262</b>	<b>175,364</b>	<b>3.48</b>
<b>C sequestration</b>	<b>105,953</b>	<b>-</b>	<b>-</b>	<b>105,953</b>	<b>2.10</b>
<b>Emissions + C sequest.</b>	<b>138,117</b>	<b>27</b>	<b>262</b>	<b>281,317</b>	<b>5.58</b>

## 7. Conclusions and recommendations

Organic farming does not rely on the use of synthetic N fertilisers. Nitrogen fertiliser manufacturing and transport require substantial fossil energy emitting GHG. In the case of a total conversion to organic farming, there would be no need for N synthetic fertilisers and the GHG emissions deriving from the N fertiliser life-cycle (production, transport, application and presence in soil) would be cut to zero. Besides, organic farming seems to be able to increase carbon stocks in the soil as this is part of organic management practices.

Results from the three cases presented in this paper (Croatia, UK and the EU-27) suggest that a total conversion to organic farming could make a significant contribution in reducing national and regional GHG emissions.

The case of Croatia suggests that conversion of as much as 50 percent of the agricultural land to organic farming management still reduces GHG arising from farming and farm-upstream linked sectors relatively little: 35 percent as compared to the present situation. However, a 100 percent shift to organic farming seems to be able to cut the GHG emissions arising from farming and farm-linked upstream sectors by as much as 72 percent as compared to the present situation.

The UK case shows that under a total conversion to organic farming, the environmental and health costs generated by GHG (and ammonia) could be reduced by 61 percent and those associated with the loss of soil carbon by 59 percent as compared to the baseline. It also suggests that if all UK food was organic and if food were locally-sourced and transported with less polluting means, external costs of a food basket would fall tenfold.

By employing the best available technological means and by implementing all planned policy measures, the EU-27 would still be short of reaching its GHG reduction targets by some 5.7 percent. A

total conversion to organic farming in the EU-27 would be able to cut the GHG emissions by 5.6 percent and would enable the EU-27 to reach the missing GHG reduction percentage target.

The results of the three cases presented in this paper suggest that a total conversion to organic farming seems to be favourable from the GHG emissions reduction point of view. However, these pioneering assessment efforts should be complemented with more detailed studies before their preliminary findings can firmly be confirmed. The real impact of organic farming on GHG emissions can be fully judged only when some additional aspects and their interactions are taken into account. These include: crop (notably the land area under N-fixing crops) and livestock mix (notably the number of ruminants); land area required to produce the same quantity of food as the baseline; sequestration potential of grassland; the time horizon required to reach the soil carbon sequestration climax, etc. Finally a thorough analysis of a spectrum of environmental and economic trade-offs associated with a large-scale conversion to organic farming should be taken into account, as well as their external costs and benefits.

## 8. References

- Bellarby, J., Foereid, B., Hastings, A. and Smith, P., 2008. Cool Farming: Climate impacts of agriculture and mitigation potential. Amsterdam, Greenpeace International: 43.
- Bos, J. F. F. P., de Haan, J. J., Sukkel, W. and Schils, R. L. M., 2007. Comparing energy use and greenhouse gas emissions in organic and conventional farming systems in the Netherlands. Improving Sustainability in Organic and Low Input Food Production Systems. Proceedings of the 3rd International Congress of the European Integrated Project Quality Low Input Food (QLIF). March 20 – 23, 2007., University of Hohenheim, Germany, Research Institute of Organic Agriculture, Frick.
- Burdick, B., 1994. Klimaänderung und Landbau - Die Agrarwirtschaft als Täter und Opfer. *Ökologische Konzepte* 85.
- Casey, J. W. and Holden, N. M., 2006. Greenhouse Gas Emissions from Conventional, Agri-Environmental Scheme, and Organic Irish Suckler-Beef Units. *Journal of Environmental Quality* 35: 231-239.
- Droste-Franke, B., 2005. Personal communication. Institute of Energy Economics and the Rational Use of Energy, University of Stuttgart.
- Duchateau, K. and Vidal, C., 2003. Between 1990 and 2000, European agriculture has reduced its greenhouse gas emissions by 6.4 %. Statistics in focus. Environment and Energy Theme 8-1/2003, Eurostat- Office for Official Publications of the European Communities. Luxembourg.
- EA, 2002. Agriculture and Natural Resources: Benefits, Costs and Potential Solutions, Environment Agency, Bristol.
- EC, 2005a. Agri-environment Measures: Overview on General Principles, Types of Measures, and Application. Brussels, European Commission Directorate General for Agriculture and Rural Development: 24.
- EC, 2005b. Policy-oriented research: Scientific Support to Policies (SSP). Work Programme for calls: SSP-5A and SSP-5B Influenza. Brussels, European Commission: 65.
- EC, 2007. KBBE-2008-1-4-06: Societal Impact of Organic Farming. Call: FP7-KBBE-2008-2B. Work Programme 2008 Cooperation Theme 2. Food, Agriculture and Fisheries, and Biotechnology. European Commission C(2007)5765 of 29 November 2007.
- EC, 2009. Road Freight Transport Vademecum, European Commission Directorate General Energy and Transport.
- EEA, 2009a. Annual European Community greenhouse gas inventory 1990–2007 and inventory report 2009, European Environment Agency, Copenhagen.
- EEA, 2009b. Climate change policies. From <http://www.eea.europa.eu/themes/climate/policy-context>.
- EEA, 2009c. What are the current trends in greenhouse gas emissions in Europe? From <http://www.eea.europa.eu/themes/climate/ghg-country-profiles/tp-report-country-profiles/eu-27-greenhouse-gas-profile-summary-1990-2020.pdf>.

- EFMA, 2008a. Harvesting energy with fertilizers: agriculture produces energy and captures atmospheric CO<sub>2</sub>. Fertilizers greatly increase this effect., European Fertilizer Manufacturers Association, Brussels.
- EFMA, 2008b. Understanding Nitrogen and its use in agriculture, European Fertilizer Manufacturers Association, Brussels.
- EUROSTAT, 2009. Eurostate Database.
- FAO, 1998. Evaluating the potential contribution of organic agriculture to sustainability goals. FAO's technical contribution to IFOAM's Scientific Conference Mar del Plata, Argentina, 16-19 November 1998, Food and Agriculture Organisation of the United Nations, Rome.
- FAO, 1999. Organic agriculture. Fifteenth Session of the Committee on Agriculture held in Rome on 25-29 January 1999, Food and Agriculture Organisation of the United Nations, Rome.
- FAO, 2007. International Conference on Organic Agriculture and Food Security Rome, 3-5 May 2007- Report. Rome, Food and Agriculture Organisation of the United Nations: 11.
- FAO, 2009. FAOSTAT <http://faostat.fao.org/default.aspx>., Food and Agriculture Organisation of the United Nations, Rome.
- Freibauer, A., Mulligan, D. and Smith, P., 2004. Importance of Agricultural Soils for the European GHG Budget. Proceedings of the International Conference Greenhouse Gas Emissions from Agriculture Mitigation Options and Strategies. February 10-12, 2004, Leipzig, Germany, Institute for Energy and Environment, Leipzig.
- Haas, G. and Köpke, U., 1994. Vergleich der Klimarelevanz ökologischer und konventioneller Landbewirtschaftung. *Schutz der Grünen Erde Klimaschutz durch umeltgerechte Landwirtschaft und Erhalt der Wälder*. Enquête-Kommission Schutz der Erdatmosphäre des Deutschen Bundestages. Bonn, Economica Verlag: 92-196.
- Hartridge, O. and Pearce, D., 2001. Is UK Agriculture Sustainable? Environmentally Adjusted Economic Accounts for UK Agriculture. London, Dept. of Economics, University College.
- Hepperly, P., Moyer, J., Pimentel, D., Douds Jr, D., Nichols, K. and Seidel, R., 2008. Organic Maize/Soybean Cropping Systems Significantly Sequester Carbon and Reduce Energy Use. Cultivating the Future Based on Science. Volume 2 - Livestock. Proceedings of the Second Scientific Conference of the International Society of Organic Agriculture Research (ISO FAR), Modena, 18 – 20 June, Italy.
- Hülsbergen, K. J. and Küstermann, B., 2008. Optimierung der Kohlenstoffkreisläufe in Ökobetrieben. *Ökologie und Landbau* 145: 20-22.
- IER, 2004. Externe methodology report, Institute of Energy Economics and the Rational Use of Energy, University of Stuttgart, Stuttgart.
- IER, 2007. EcoSense LE. From [http://ecoweb.ier.uni-stuttgart.de/ecosense\\_web/ecosensele\\_web/frame.php](http://ecoweb.ier.uni-stuttgart.de/ecosense_web/ecosensele_web/frame.php).
- IFA, 2009. International Fertilizer Industry Association Statistics. International Fertilizer Industry Association, Paris. From <http://www.fertilizer.org/ifa/ifadata/search>.
- IPCC, 2007. Intergovernmental Panel on Climate Change Fourth Assessment Report: Climate Change 2007. Geneva, Intergovernmental Panel on Climate Change.
- IPCC, 2009. Emission factor database. From <http://www.ipcc-nggip.iges.or.jp/EFDB/main.php>.
- Kirchmann, H., Bergstrom, L., Katterer, T., Mattsson, L. and Gesslein, S., 2007. Comparison of long-term organic and conventional crop-livestock systems on a previously nutrient-depleted soil in Sweden. *Agronomy Journal* 99 (4): 960-972.
- Küstermann, B., Wenske, K. and Hülsbergen, K.-J., 2007. Modellierung betrieblicher C- und N-Flüsse als Grundlage einer Emissionsinventur. Zwischen Tradition und Globalisierung - 9. Wissenschaftstagung Ökologischer Landbau. Universität Hohenheim, Stuttgart, 20.-23.03.2007.
- Landau, S. and Znaor, D., 2009. Mitigation potential and costs. *A Climate for Change: Climate Change and its Impacts on Society and Economy in Croatia, UNDP's National Human Development Report 2008*. Zagreb, UNDP Country Office Croatia.
- Legro, S., Znaor, D. and Landau, S., 2008. Climate Change, Agriculture and Development in Croatia. *Development and Transition* 10 (7): 14-16.
- Mäder, P., Fliessbach, A., Dubois, D., Gunst, L., Fried, P. and Niggli, U., 2002. Soil fertility and biodiversity in organic farming. *Science* 296 (5573): 1694-1697.

- Nemecek, T., Dubois, D., Gunst, L. and Gaillard, G., 2005a. Life Cycle Assessment of Conventional and Organic Farming in the DOC trial. Researching Sustainable Systems - International Scientific Conference on Organic Agriculture. Adelaide, Australia.
- Nemecek, T., Huguenin-Elie, O., Dubois, D. and Gaillard, G., 2005b. Ökobilanzierung von Anbausystemen in Schweizerischen Acker- und Futterbau. Zürich: 156.
- Niggli, U., 2007. How much does organic food and farming mitigate climate change and deliver other public goods? European Organic Congress. Brussels, IFOAM EU Group.
- Niggli, U., Earley, J. and Ogorzalek, K., 2007. Organic Agriculture and Environmental Stability of the Food Supply. International Conference on Organic Agriculture and Food Security, Rome, Food and Agriculture Organisation of the United Nations.
- Öko Institut, 2007. Quoted in Niggli, U., 2007.
- PICCMAT, 2008. Agriculture and climate change: mitigation, adaptation, policy change. From: <http://climatechangeintelligence.baastel.be/piccmat/>.
- Piecyk, M. and McKinnon, A., 2009. Analysing global energy trends in road freight transport, Logistics Research Centre, Heriot-Watt University.
- Pimentel, D., Hepperly, P., Hanson, J., Douds, D. and Seidel, R., 2005. Environmental, energetic, and economic comparisons of organic and conventional farming systems. *Bioscience* 55 (7): 573-582.
- Pretty, J. N., Ball, A. S., Lang, T. and Morison, J. I. L., 2005. Farm costs and food miles: An assessment of the full cost of the UK weekly food basket. *Food Policy* 30 (1): 1-19.
- Pretty, J. N., Brett, C., Gee, D., Hine, R. E., Mason, C. F., Morison, J. I. L., Raven, H., Rayment, M. D. and van der Bijl, G., 2000. An assessment of the total external costs of UK agriculture. *Agricultural Systems* 65 (2): 113-136.
- Raupp, J., Pekrun, C., Oltmanns, M. and Koepke, U., Eds., 2006. Long-term Field Experiments in Organic Farming. Bonn, International Society of Organic Agriculture Research.
- Scialabba El-Hage, N. and Hattam, C., Eds., 2002. Organic agriculture, environment and food security. *Environment and Natural Resources Series No. 4*. Rome, Food And Agriculture Organisation of the United Nations.
- Teasdale, J. R., Coffman, C. B. and Mangum, R. W., 2007. Potential long-term benefits of no-tillage and organic cropping systems for grain production and soil improvement. *Agronomy Journal* 99 (5): 1297-1305.
- Willer, H., Sorensen, N. and Youssefi-Menzler, M., 2008. The World of Organic Agriculture. Statistics and Emerging Trends 2008. Willer, H., Minou, Y.M. and Sorensen, N. Bonn/Frick, International Federation of Organic Agriculture Movements (IFOAM) and Research Institute of Organic Agriculture (FiBL): 15-22.
- Williams, A. G., Audsley, E. and Sandars, D. L., 2006. Determining the environmental burdens and resource use in the production of agricultural and horticultural commodities. Main Report. Defra Research Project IS0205. Bedford: Cranfield University and Defra. Available on [www.silsoe.cranfield.ac.uk](http://www.silsoe.cranfield.ac.uk), and [www.defra.gov.uk](http://www.defra.gov.uk).
- Wood, R., Lenzen, M., Dey, C. and Lundie, S., 2006. A comparative study of some environmental impacts of conventional and organic farming in Australia. *Agricultural Systems* 89 (2-3): 324-348.
- Znaor, D., 2008. Environmental and Economic Consequences of Large-Scale Conversion to Organic Farming in Croatia. Department of Biological Sciences. Colchester, University of Essex: 351.
- Znaor, D., 2009. Agriculture. *A Climate for Change: Climate Change and its Impacts on Society and Economy in Croatia, UNDP's National Human Development Report 2008*. Landau, S., Legro, S. and Vlašić, S. Zagreb, UNDP Country Office Croatia.
- Znaor, D., Pretty, J., Karoglan Todorović, S. and Morison, J., 2007. Impact of Organic Farming on the Environmental and Economic Performance of Croatia. International Conference on Organic Agriculture and Food Security, Rome, Food and Agriculture Organisation of the United Nations.
- Znaor, D., Pretty, J., Morison, J. I. L. and Karoglan Todorović, S., 2005. Environmental and macroeconomic impact assessment of large-scale conversion to organic farming in Croatia. Colchester, University of Essex: 221.



- E
- glo
- E
- M
- Fe
- dio
- Me

# Organic Livestock: Good or Bad for Climate Protection?

Kathleen L. Hewlett

Policy Researcher, the Soil Association, UK  
Email: KHewlett@SoilAssociation.org

## ABSTRACT

While already a significant climate change problem, demand for meat and dairy products is projected to double by 2050. Reducing meat consumption overall is an important goal, but strategies to minimise the climate impact of remaining livestock production need careful consideration. This paper explores some of the issues around intensive and organic approaches to livestock production with respect to climate change and the need to feed a growing population with finite resources. Conclusions suggest that a switch from intensive grain-fed to extensive grass-fed meat and dairy may provide benefits through maintaining and building soil carbon stores while reducing pressure on arable land.

## 1. Introduction

Meat production is one of the largest single contributors to anthropogenic climate change. A recent FAO report entitled *Livestock's Long Shadow* (FAO, 2006) estimated that livestock farming was responsible for 18% of global greenhouse gas emissions – a contribution larger than that of the transport sector. The major sources of greenhouse gases in livestock farming are enteric fermentation from ruminants, manure storage, feed production and the resulting land-use change. To date, methane from enteric fermentation has got by far the most attention. While already a significant climate change problem, as the meat-heavy western diet becomes more popular throughout the world, demand for meat and dairy products is projected to double by 2050. This means that in 2050 there would be 9 billion people, but 25 billion livestock to feed them.

The current approach of many policymakers, the UK government included, is to ramp up production to meet growing demand, while focusing on high-tech methods to increased productivity, thus aiming to reduce the carbon-intensity per kilo of meat or dairy product. A climate case for intensive systems has been built on the premise that the faster an animal can be brought to slaughter weight, the less time it has to emit methane, and if a cow can produce higher volumes of milk, the methane emissions per litre are lower. With the aim of maximising the efficiency with which feed is converted to meat or eggs, indoor systems of production have developed that tightly control temperature and lighting, while restricting movement of the animals to avoid wasting calories. Based on this viewpoint, organic systems of livestock have been criticised on climate change grounds as the animals typically live longer before slaughter, fewer animals are produced per farm, and dairy cows typically produce lower yields of milk.

This paper explores some of the issues around intensive and organic approaches to livestock production with respect to climate change and the need to feed a growing population.

## 2. Monogastrics

With the climate change case firmly focused on methane-emitting ruminants, monogastrics such as pigs and poultry are viewed by many as the climate-friendly option. The fact that pigs and poultry do not emit methane and the efficiency with which they convert feed to meat, makes them seem a good way to keep meat in the diet in the face of climate change.

Intensive non-organic systems have developed to produce huge amounts of very cheap pig and poultry meat through the use of large indoor industrial farms. The majority of white meat in Europe is now produced this way. Fed a diet of soya and cereals, and kept tightly packed in sheds, the animals fatten quickly, and it is argued that the high stocking density in the houses means that they use less land than their free-range counterparts.

As organic farms do not use these indoor systems, they simply cannot supply the same quantity of cheap white meat. The animals are free to range and forage outside on pasture and the much greater space per animal means that fewer can be produced on any given farm. While LCA studies have shown that organic pork has 17% lower greenhouse gas emissions per kilo (Williams et al, 2006), due mainly to the lower energy demands of free-range systems, organic livestock farming has been criticised as a poor solution to the climate issues since it is unable to produce white meat cheaply and in sufficient quantities to meet the current growing demand. However, more thorough analysis calls the climate credentials of intensive pig and poultry production into question.

First is the issue of efficiency. Monogastrics are largely grain-fed, and therefore, in simple terms, convert food into less food. While abundant supplies of cheap oil and artificial fertiliser have made it easy to grow huge yields of grain, feeding it to animals to produce meat has provided a way to convert a relatively low value commodity into a higher value food product. However, as oil, and consequently fertiliser, prices escalate and supplies of rock phosphate decline, intensive grain production is going to get more expensive. A rising population and the competition with biofuels is further adding to the demand for grain. Soon, feeding it to animals is not going to seem such an attractive option.

Second are the emissions from the expanding areas of arable land that produce the imported high-protein feed grain. The increase in synthetic fertiliser use is a significant source of emissions and energy use, but even more concerning are the massive carbon emissions from soil and biomass that occur as forests and grasslands are cleared, ploughed up and converted to soya. Land use change has not yet been factored into most life cycle analysis (LCA) studies of meat, but accounted for more than a third of the FAO figure of livestock's 18% contribution to global warming.

Third are the vast lagoons of liquid animal excreta that these indoor systems produce. As the animals are disconnected from the land, and often the other side of the world to the fields in which their food was produced, this manure is not put back on the land to replace nutrients taken off in the harvest. Nutrients are instead replaced with finite stores of mined rock phosphate and nitrogen produced from fossil fuels. Rather than being a valuable fertiliser, the manure becomes a serious waste problem, emitting methane and nitrous oxide while causing environmental pollution. Anaerobic digestion systems are beginning to be used in an attempt to reduce methane emissions and use this waste as an energy source, but some might say this constitutes as a sticking plaster solution only, limiting damage in one area but doing nothing to address the underlying problem.

### **3. Ruminants**

The major advantage of cattle and sheep is their ability to convert food that humans can't eat, namely grasses, into food that we can eat – meat and milk. Through grazing livestock we can produce food from land unsuitable for arable farming, diversifying and building resilience into our food supply by reducing our dependence solely on lowland annual crops.

A significant difference between intensive and organic cattle production is the amount of grass in the diet. Under European legal standards, fresh or preserved grass must make up at least 60% of the diet for organic cattle, and in practice often makes up far more (Butler et al, 2008). Ruminants are a useful part of an organic rotation since they are put to graze on the grass-clover stage and fed by hay and silage from these pastures during the winter months. This makes the solar-powered, nitrogen-fixing clover pasture doubly productive, as not only is it adding fertility to the soil, augmented by manure deposits from the animals, but it also producing meat or milk.

In contrast, in non-organic systems there has been a move to a greater use of grain to feed dairy and beef cattle, as the sector has intensified production in recent years. Non-organic dairy farming has been increasingly using feed grain, instead of grass, to raise milk yields per cow (Cormack & Metcalfe, 2000). Similarly in the beef sector, grass is being supplemented with grains for quick weight gain - in America 'feedlot' beef is becoming the norm, where cattle never go anywhere near grass, but instead are closely packed in yards and given high protein feed. Even for upland beef and sheep production which relies more on grazing than the dairy sector, supplementary feed of

concentrates (high-energy/protein feed substances) and cereal grain are being used (ibid). This entails all the problems of soya and cereal production discussed above.

#### **4. Soil Carbon**

Organic grass-fed systems largely avoid the carbon emissions associated with arable expansion. However, they actually go one step better than this. When we consider that ruminants make grasslands productive, it's not just food that they are producing. They are also building carbon stores in the soil.

Soil contains vast amounts of carbon. Depending on the way that it is managed farmland soil can either be a source or a sink for carbon. Many intensively farmed arable soils are either losing carbon to the atmosphere, or have reached a low plateau. Grassland however, tend to increase the soil carbon levels (Jones & Donnelly, 2004), taking carbon dioxide out of the atmosphere and into its roots where, in conjunction with mycorrhizae and other soil organisms, a proportion of it is converted into a more stable buried carbon store. Putting cattle and sheep on this land means that it is producing both food and soil carbon and there is less incentive to plough it up for grain. What is exciting about grazing though is that it has the potential to speed up the process by which carbon is pumped out of the air and into the soil. As grasses balance their above and below ground biomass, this means that cleverly grazed pastures are regularly shedding roots and growing new ones, building the level of carbon in the soil and reducing the level of carbon in the atmosphere (Harner, 2009). Direct measurements suggest that grasslands are sequestering 450-800kgC/ha/yr (Jones & Donnelly, 2004). If kept in permanent pasture, biodiverse grasslands can build large carbon stores over time (ibid). If used as part of a rotation, grass clover leys can rebuild soil carbon losses (Arden-Clarke & Hodges, 1987) that may have occurred during the arable phases, and incrementally build a well structured, fertile, carbon rich soil.

In addition to their climate change mitigation potential, grasslands and carbon-rich soils can also help farming adapt to the more extreme weather patterns predicted. High carbon grasslands can soak up heavy rainfall and act as a buffer against floods (Huntington, 2006), while in drought periods, the carbon-rich soil stores moisture for longer (Olness & Archer, 2005). In addition, the deep-rooting species of a biodiverse pasture can access water further below the surface, meaning that fields stay green and keep producing food when artificially fertilised grass monocultures and arable crops have died off.

#### **5. Methane**

It seems that organic cattle and sheep can have a beneficial effect on carbon sequestration. But how do they fare on methane emissions? There are two main sources of methane from livestock systems: manure, which in the UK accounts for 16%, and enteric formation, which makes up the other 84%.

Aspects of organic farming substantially reduce the methane emissions from livestock manures. Non-organic indoor livestock farms tend to have concrete or slatted floors so produce a massive quantity of liquid slurry but slurry produces far more methane than solid manure (Stolz et al, 2000). Approximately 10% of slurry is converted to methane while only 1% of solid manure on pasture is converted to methane, a ten-fold difference (Gibbs & Woodbury, 1993). This means that the organic system of outdoor (free-range) grazing and straw-based housing produce far lower methane emissions. The greater use of grazing means that a larger proportion of the manure is directly deposited on the land and the use of straw-based housing produces 'farmyard manure' (FYM), a drier, denser manure product with lower methane emissions than slurry. This in turn provides fertility and soil improvement for arable stages of the rotation, avoiding the need for synthetic fertilisers as the manure provides nitrogen and phosphates, and also builds soil carbon stores –FYM builds greater and more stable quantities of soil carbon than slurry application (Foerid & Høgh-Jensen, 2004).

On enteric fermentation emissions, the case is not quite as favourable for organic, but there are reasons to believe that organic methane emissions here may be similar, or slightly worse than non-organic farming. Organic beef cattle typically live slightly longer, as a diet based on forage means that they put



on weight more slowly than those fed a grain-based diet. As organic and non-organic cattle emit similar amounts of methane per day, a longer life would mean that more methane is released per kilo of organic beef. Similarly, organic dairy cows produce lower yields of milk per lactation than intensively managed non-organic cows, which can mean more methane per litre of organic milk. However, there are a few counterpoints that need exploring.

For the dairy sector, the better health and longer productive life-span of organic animals has benefits for reducing methane and other GHG emissions. A negative side-effect of high-yielding dairy systems is that the animals need to be replaced by new young animals much faster. This is because of the metabolic stress that very high-yielding animals are under, which shortens their productive lives. In the UK, the average non-organic dairy replacement rate is once every three years, compared to once every 5 years in UK organic dairy farming (Eblex, 2009). This means that many more non-productive replacement animals are present in non-organic dairy herds which increase the methane emissions per unit of milk produced.

Early stages of research suggests that when legumes are included as part of the diet, methane emissions may be slightly reduced (Beauchemin et al, 2008). This methane reduction would be present in organic systems as pastures typically contain a large amount of clover for fertility building. However, any emissions reductions through diet modification are likely to be relatively small.

Net methane emissions are affected by the speed at which the methane is broken down, as well as released. Methane-digesting (methanotrophic) bacteria in the soil can break down a certain amount of the gas, thereby offsetting that from grazing livestock and their manure. Populations of methanotrophs are highest in undisturbed soils such as woodland and permanent pasture, and lowest in arable land (Willison et al, 1995). There is also evidence that the use of N fertiliser causes a major reduction in soil oxidation rates. Research by Rothamsted (ibid) found that ammonium based N fertilisers (but not nitrate- ( $\text{NO}_3$ ) based fertiliser), significantly suppressed soil methane oxidation rates in proportion to the amount of fertiliser applied. In contrast, the repeated application of cattle manure that contained more N than the fertiliser had no inhibitory effect. The effect may also be long-lived. According to a US study, a single N fertilisation inhibited methane oxidation for more than a decade (Mosier et al, 1996). So, the higher levels of permanent grass and the non-use of inorganic N fertilisers in UK organic farming may imply a small benefit of organic farming in reducing agricultural methane emissions.

## **6. Conclusions**

An exploration of the issues around livestock and climate change suggests that organic production is better in many, but not all cases. A high level of livestock production, organic or not, is very damaging to the planet and is not an efficient use of resources. Reducing meat consumption overall is an important goal but strategies to minimise the climate impact of remaining livestock production need careful consideration.

Productivity-based approaches that aim to reduce impact through intensification have major flaws. Firstly, they will do little address the dietary trend towards more meat consumption and therefore any climate gains will be inadequate to balance out the growth in production. More importantly, the total reliance on feeding animals with increasing quantities of soya and cereals means that such approaches are likely to increase, not decrease, greenhouse gases through the displacement of forest and natural grasslands. This strategy, based on increasing fertiliser use and irrigation, is also in denial of impending resource constraints and price hikes for key inputs like oil, phosphorus and water. Furthermore, an approach based on ever-increasing productivity gains through more intensive farming ignores the fact that animal health and welfare limits have been reached. As dairy cows have been bred and managed to produce high volumes of milk, conditions such as lameness, infertility and mastitis have become extremely common. As we have seen recently with swine flu, indoor pig and poultry units create the perfect conditions for dangerous diseases to spread, and the routine use of antibiotics as a replacement for decent animal welfare has led to resistant viruses such as MRSA.

In contrast, an organic approach is one based on ecological constraints. It would not support a doubling of grain-fed livestock as has been projected, and this can only be a good thing for both the

health of people and the climate. The most resource-efficient way to keep meat and dairy products in the diet is to make use of what animals are good at in order to contribute to twin goals of feeding ourselves and reducing climate change, and this is in line with organic methods. In terms of sheep and cattle this means that they are extensive, grass-fed and make use of land unsuitable for crops or add productivity by grazing clover in a nitrogen-fixing organic rotation. Also, they could be used at low stocking levels to preserve and build large carbon stores in biodiverse permanent grasslands. Low numbers of free range pigs and poultry could make up part of a farm's rotation, adding fertility and supplementing their diet through foraging on pasture and making use of by-products, but the number raised on purpose grown grain needs to fall very significantly. This type of system has potential to provide a healthy diet containing moderate levels of high welfare livestock products, with minimal resource inputs and minimum climate impact.

## 7. Acknowledgements

Grateful thanks to Gundula Azeez for her valuable contribution to this paper.

## 8. References

- Arden-Clarke, C. & Hodges, R., 1987, The environmental effects of conventional and organic/biological farming systems I Soil erosion with special reference to Britain, *Biological Agriculture and Horticulture* 4(2) 309-357
- Beauchemin, K.A., M. Kreuzer, F. O'Mara, and T.A. McAllister (2008) Nutritional management for enteric methane abatement: a review. *Aust. J. Exp. Agric.* 48: 21-27
- Butler G., Nielsen, J., Slots, T., Seal, C., Eyre, M., Sanderson, R., Leifert, C., 2008, Fatty acid and fat-soluble antioxidant concentrations in milk from high and low input conventional and organic systems: seasonal variation, *Journal of the Science of Food and Agriculture* 88:1431-1441
- Cormack, W. & Metcalfe, P., 2000, Energy Use in Organic Farming Systems" MAFF. Defra research project OF0182.
- EBLEX, 2009, In the Balance- The future of the English beef industry.
- FAO, 2006, Livestock's Long Shadow: Environmental Issues and Options, Rome.
- Foeroid, B. & Høgh-Jensen, H., 2004, Carbon sequestration potential of organic agriculture in northern Europe – a modelling approach, *Nutrient Cycling in Agroecosystems* 68: 13–24
- Gibbs, MJ & Woodbury JW, 1993, Methane emissions from livestock manure. In: Van Amstel A.R. ed.): Methane and Nitrous Oxide. RIVM Report No 481507003. National Institute of Public Health and Environmental Protection. Bilthoven. The Netherlands. pp. 81- 91
- Harner, E., 2009, Can cows help stop climate change? *The Ecologist*, 15 September.
- Huntington, T. 2006, Available water capacity and soil organic matter. *Encyclopedia of Soil Science*, Taylor & Francis, 2nd edition.
- Jones & Donnelly, 2004, cited on page 59, CLIMSOIL report for the European Commission, December 2008
- Mosier, A.R., Parton, W.J., Valentine, D.W., Ojima, D.S., Schimel, D.S. and Delgado, J.A., 1996, CH<sub>4</sub> and N<sub>2</sub>O fluxes in the Colorado shortgrass steppe, 1. Impact of landscape and nitrogen additions. *Glob Biogeochem. Cyc.* 10, 387-399.
- Olness, A., Archer, D., 2005. Effect of organic carbon on available water in soil. *Soil Science* 170:90-101
- Stolze M, Piorr A, Häring A, and Dabbert S, 2000, The environmental impacts of organic farming in Europe. *Organic farming in Europe: Economics and Policy*. Volume 6. Universität Hohenheim, Stuttgart.
- Williams, A., Audsley, E., Sandars, D. 2006. "Determining the environmental burdens and resource use in the production of agricultural and horticultural commodities." Main Report. Defra Research Project IS0205. Bedford: Cranfield University and Defra.
- Willison, T., Goulding, K., Powlson, D., & Webster, C., 1995, Farming, Fertiliser and the Greenhouse Effect, *Outlook on Agriculture* 24(4) 241-247



# **International Carbon Market Mechanisms and Agriculture: Is there any role for (Organic) Farming**

**Matt McCandless**

International Institute for Sustainable Development, Canada  
mmccandless@iisd.ca

## **1. Introduction**

Earth's finite land resources provide us with the majority of food produced globally. Much of this land is under extreme pressure due to production demands, as well as land use conflicts, population pressures, and increasing deforestation. This can lead to loss of natural lands, with a resulting decrease of biodiversity and release of greenhouse gas emissions.

At present nearly half of the earth's surface is under agricultural production. Agriculture accounts for the release of between 5.1 and 6.1 gigatonnes (Gt) of greenhouse gases (GHG), measured as carbon dioxide equivalents (CO<sub>2</sub>e). Agriculture's share is around 12% of GHG emissions (Smith et al., 2007).

Besides being a sector that contributes to climate change, agriculture will be profoundly affected by the effects of climate change. Yields are expected to decrease significantly throughout the world. Yields of maize in the USA's corn belt may decline up to 40% due to expected climatic changes. Yields of rice in Asia may decrease up to 30% (IPCC WG1, 2007). Similarly the global output of soybeans will decline. The decline of output in traditional farming areas will increase agricultural development pressure on marginal and sensitive lands, and may drive further deforestation and overfishing to compensate for decreased agricultural output.

## **2. Ecosystem goods and services**

Ecosystem goods and services (EGS, see Figure 2) are the benefits arising to humankind from the functioning of healthy ecosystems (Millennium Ecosystem Assessment, 2005). Agriculture produces high levels of EGS for both public and private benefit, but the prime ecosystem service is the provision of food and fibre. Increased pressure will bear on agriculture to produce more food as a result of climate change impacts, and also because of increasing human populations. However unique with agriculture is that practices aimed at mitigation of GHG emissions can also foster other economic and environmental benefits. The top mitigative actions for agriculture are cropland management, grazing land management, restoring cultivated organic soils, and restoring degraded soils (see Figure 3). The restoration of degraded soils can also help farmers in countries impacted by degradation.

Agriculture (and forestry) is among the most cost-effective ways of reducing net carbon emissions. According to estimates from the IPCC, at a carbon price of \$50 per tonne, agriculture and forestry can accomplish 20% of the global emissions reduction necessary to halt global warming at 2 degrees Celsius (Smith et al, 2007). Approximately 90% of agricultural mitigation will take place through removal of carbon dioxide from the atmosphere into the soil.

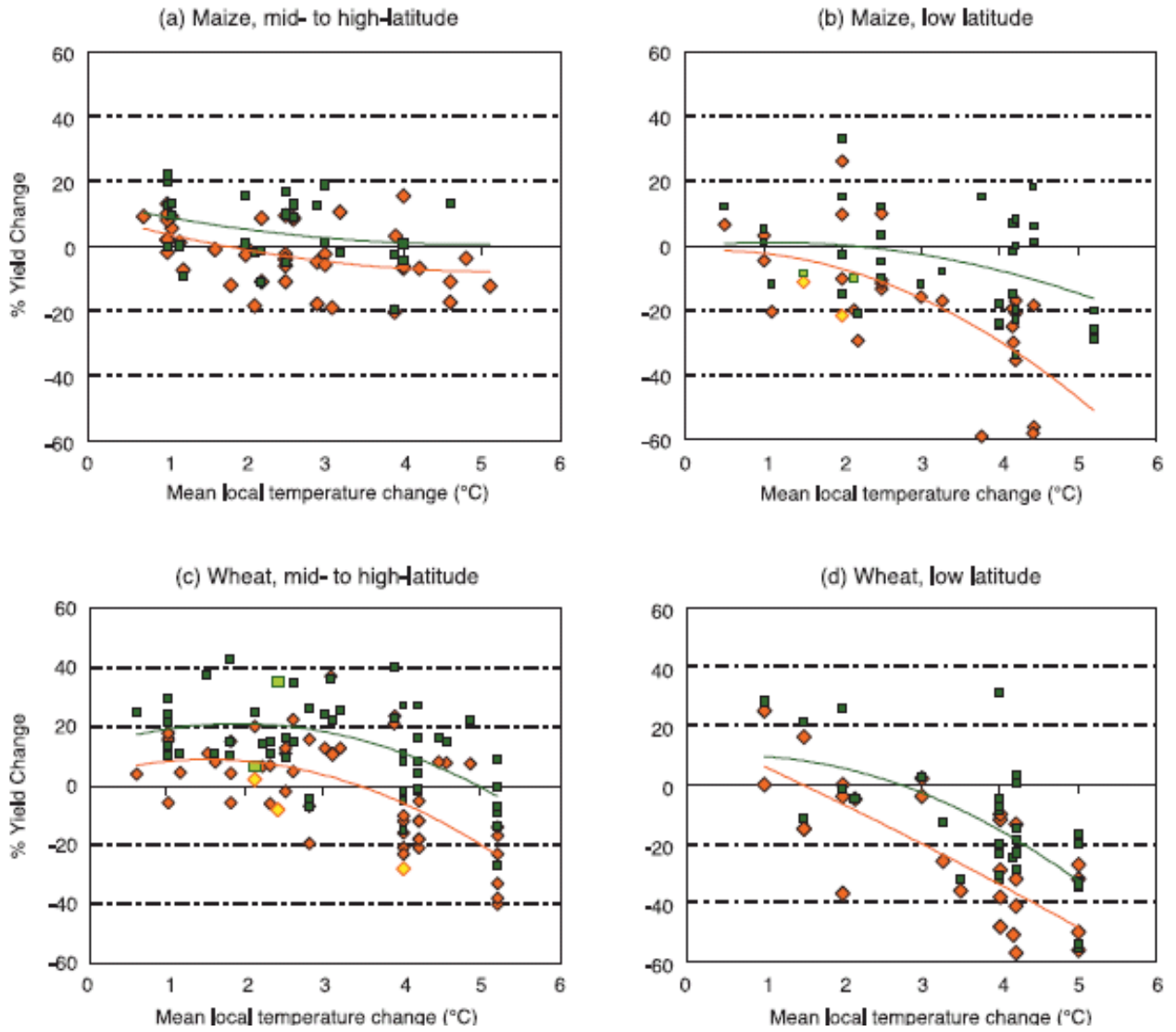


Figure 1: Projected agricultural yields under climate change (IPCC WG1 2007)

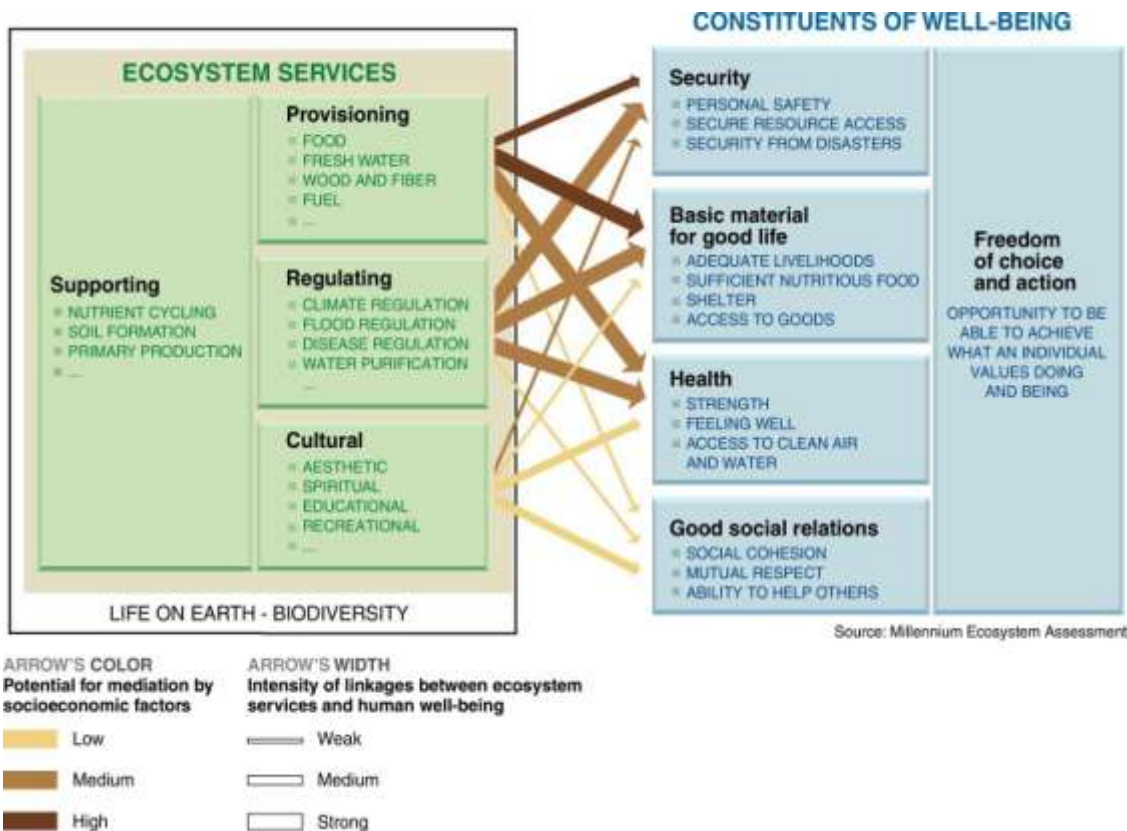


Figure 2: Links between ecosystem services and human well-being (Millennium Ecosystem Assessment, 2005).

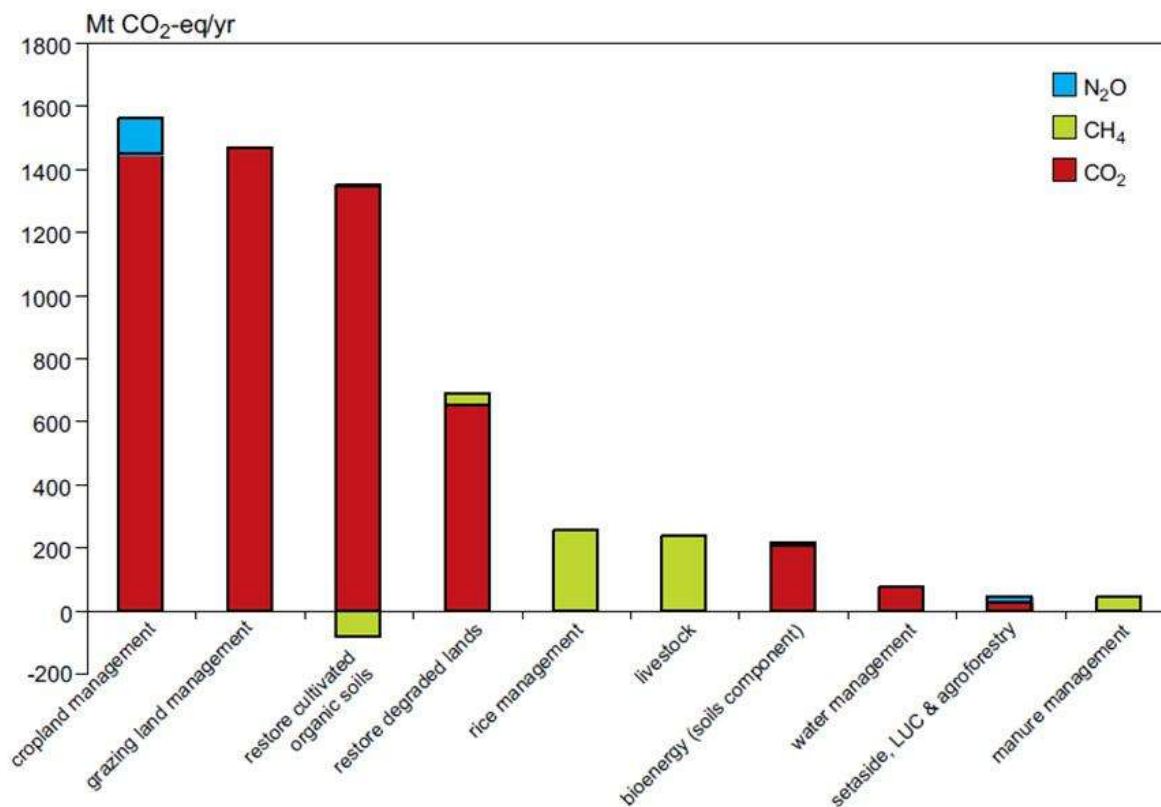


Figure 3: Agricultural practices with global mitigation potential (Smith et al, 2007),

### 3. Agriculture sector and UNFCCC's GHG emissions accounting

At present, the agriculture sector is included for climate change mitigation only for developed (Annex 1) countries by the UNFCCC. Reporting of agricultural emissions takes place under two categories. The agriculture category comprises methane and nitrous oxide emissions, while agricultural carbon dioxide emissions fall under the cropland heading in the Land Use Land Use Change and Forestry (LULUCF) category. Agricultural emissions are generally not tracked and reported for non-annex 1 countries. Forestry is included in the clean development mechanism (CDM), but the uptake of forestry CDM credits has been quite low. Of around 4000 approved or pending CDM projects, only around 30 pertain to forestry (UNEP, 2009). This is likely due to the high cost of measuring and verifying such projects.

At the upcoming UNFCCC Conference of the Parties in Copenhagen, Denmark in December, 2009; It is expected that agreement will be reached on how to proceed with a global accord aimed at reducing emissions. Many developed and developing countries have announced their intentions to reduce emissions, either in absolute or intensity terms by 2020. This includes the world's two biggest emitters, China and the United States. While the Copenhagen meeting will likely not result in a detailed accord with specific action items, it is widely expected that agriculture will see a larger role in GHG emissions reduction.

Obstacles to increased inclusion of agriculture and forestry offsets include renewable energy interests that require a high carbon price to make their investments viable, environmentalists who prefer to see behavioural reductions that result in decreased industrial and transportation emission, and challenges in measuring and verifying agricultural emissions.

Organic farming is not given specific attention in the UNFCCC negotiations; however, it may factor in individual countries' actions taken to reduce emissions. Actions to reduce agricultural emissions are typically based on specific practices rather than overlying strategies. Organic farming typically describes a farming philosophy, or a suite of practices, and opinions are mixed as to whether the practice is more efficient in terms of GHG than conventional agriculture. Generally it is perceived to be more efficient on a per hectare basis, but less efficient per unit of production (UNCTAD/WTO 2007).

### 4. Conclusion

In order to increase the participation and recognition of organic agriculture in global mitigation efforts it is important to continue researching the benefits of organic farming, publicize research findings, develop robust protocols for measuring, and lobby governments for inclusion of the protocols in climate change policies.

Organic farming can positively affect many EGS, and can lead to additional adaptation and sustainability benefits, such as preserving and improving soil quality, minimizing water use, preserving biodiversity, and halting the use of chemicals. By linking productivity with ecology, organic agriculture will play a role minimizing climate change through mitigation and adaptation. Through organic farming, increases in agricultural output to meet rising populations can be done sustainably and efficiently.

### 5. References

- IPCC. 2007a. *Climate Change 2007: The Physical Science Basis*. Contribution of Working Group I to the Fourth Assessment Report of the Intergovernmental Panel on Climate. Cambridge, UK: Cambridge University Press
- Millennium Ecosystem Assessment, 2005. *Ecosystems and Human Well-being: Synthesis*. Island Press, Washington, DC.
- Smith, P., D. Martino, Z. Cai, D. Gwary, H. Janzen, P. Kumar, B. McCarl, S. Ogle, F. O'Mara, C. Rice, B. Scholes, O. Sirotenko, 2007. "Agriculture." In: B. Metz, O.R. Davidson, P.R. Bosch, R. Dave, L.A. Meyer (eds), *Climate Change 2007: Mitigation*. Contribution of Working Group III to the Fourth Assessment Report of the Intergovernmental Panel on Climate Change. Cambridge: Cambridge University Press.

United Nations Commission on Trade and Development 2007; *Organic Farming and Climate Change*;  
International Trade Centre, Research Institute of Organic Agriculture, Geneva.  
UNEP Riosce Centre (United Nations Environmental Programme Riosce Centre). CDM/JI Pipeline  
Analysis and Database. (<http://cdmpipeline.org>)







# **Capitalizing on the Competitive Advantage of Sustainable Agriculture in Egypt Sekem and Soil & More – a partnership for sustainable development**

**Thomas Bandel**

Soil & More International BV, Waddinxveen, The Netherlands

[tobias.bandel@soilandmore.com](mailto:tobias.bandel@soilandmore.com)

## **ABSTRACT**

Soil & More International BV further developed existing composting technologies towards a methodology to produce high quality compost at large scale, which has been successfully validated and verified as an emission reduction project through TÜV-Nord, an UNFCCC accredited certification body. Apart from its facilities in India, Mexico and South Africa, Soil & More established jointly with Sekem a project in Egypt where annually about 110,000 tons of compost are produced and almost 100,000 tons CO<sub>2</sub>e are reduced. Through the revenues of the carbon credit sales, the compost is subsidized and can be made available for a broader market and land reclamation projects. In addition, through the development of carbon and water footprinting services, growers but also other stakeholders of the organic supply chain, are now able to quantify and communicate their footprint and capitalize in the market.

## **1. Introduction**

According to latest FAO numbers the worldwide average availability of arable land per person reached 2137 m<sup>2</sup> per person in 2007 where it was 4307 m<sup>2</sup> per person in 1961. This is of course caused through the rapid growth of the world's population from 2 to almost 7 billion people in the last 50 years. But due to non sustainable agricultural practices such as over fertilisation, intensive monocultures etc.. each year about 12 Mio. hectare of fertile top soil are lost which only speeds up this trend. Only synthetic fertilizers and the related nitrous oxide emissions contribute with almost 8% to global warming. The entire agricultural sectors emissions accumulate to 30% of the global greenhouse gas emissions taking into consideration the CO<sub>2</sub> released through the deforestation which is necessary to compensate the loss of arable land due to erosion caused by non sustainable farming. In development countries the agricultural sector consumes more than 70% of the available fresh water sources, while specifically in these regions, potable water is one of the scarcest resources.

Climate change, food and water security, biodiversity animal welfare, jobs, education, peace all these issues are directly or indirectly linked to agriculture, meaning irresponsible agricultural practices present a threat to our natural as well as socio-economic environment. On the other hand, adapted and sustainable farming methods have the capacity to tackle those issues by not only maintaining but developing our planets most vulnerable resources.

Sensibilised through recently published reports of all leading business consultancy firms such as McKinsey, Boston Consulting Group, Ernst & Young etc. many large scale global players such as Walmart, Nestlé, Unilever, Starbucks, Tesco, Carrefour, Rewe discovered that more and more consumers start to care about the environmental and social footprint of a product: fair, organic, CO<sub>2</sub>, water. The challenge for the organic movement is to identify and develop the differentiation criteria, the uniqueness of the sustainable excellence of an organic product compared to the often single issue sustainability claims for multi national corporations.

The Sekem initiative in Egypt and Soil & More International BV took the lead and developed a scaleable project and business model where the competitive advantage of sustainable agriculture regarding climate change, water management, soil fertility and food security can be measured and proven.

## **2. Sekem – an Egyptian Initiative**

In 1977 the Sekem initiative was founded by Dr. Ibrahim Abouleish, about 60km northeast of Cairo in the Egyptian eastern desert. His vision of integrating economic, cultural and social activities into a holistic, sustainable development project was anchored from the very beginning in the principles of biodynamic farming.

Since then, more than 400 small and medium sized growers joined the Egyptian biodynamic association and supply Sekem's processing companies with high quality biodynamic raw materials. Under the Sekem Group, the following 8 companies were established. Atos, produces plant based pharmaceuticals, food supplements and health care products. Naturetex, manufactures ready-made garments primarily for babies and school children. Libra manages Sekem's own farms and composting facilities. Mizan produces grafted vegetable plant seedlings, Lotus processes herbs and spices for teas and food and cleans, sorts and packs a wide range of cereals. Hator manages the supply-chain of Sekem's fresh fruits and vegetables and Isis produces a wide range of foods and drinks, specifically for the local and regional market. From the beginning it was the intention to develop a local organic market in Egypt for which today represents almost 70% of Sekem's turnover. During the last 30 years, Isis became a well known brand in Egypt, available in most local retail chains and health food shops. The quality and values communicated through and associated with the Isis brand represent Sekem's vision: it stands for healthy food, environmental friendliness, professionalism and state-of-the-art performance, fairly traded and produced, supporting sustainable development from soil to the consumer.

Apart from its agricultural and commercial activities, the Sekem Development Foundation was established, which is the umbrella organization for all Sekem's cultural activities such as a kindergarten, a school, a hospital, a vocational training centre, an education centre for handicapped and underprivileged young children, the Heliopolis Academy and Heliopolis University. Beside the 2,000 employees working in Sekem's companies, directly benefiting from these services, about 45,000 people from the neighboring villages have access to these educational and health care services provided by the Sekem Development Foundation. The recently established Heliopolis Academy and University carries out research and development projects and trains students on sustainable development in the field of medicine, agriculture, arts, economics and engineering.

For its comprehensive efforts, Sekem was awarded with the Right Livelihood Award (Alternative Nobel Prize) and was rewarded as an outstanding social entrepreneur at the World Economic Forum for being a sustainable business model for the 21<sup>st</sup> century. Also locally and regionally Sekem advises various public and private institutions in the field of sustainable development, specifically on agriculture.

In order to realize its development targets, Sekem recently developed about 1500 hectares of plain desert on the Sinai peninsula, in one of the oases in the western desert and in the Nil valley in upper Egypt. For the first time in Sekem's development history, new projects are developed and managed decentralized, spreading the vision and experience of Sekem in the region.

Including these new land reclamation projects, over 4,500 hectares are now cultivated in Egypt applying biodynamic farming methods, providing healthy and environmentally friendly food primarily for the local market but as well for export markets in Europe, USA, Asia and Africa.



Agricultural Production at Sekem

Cultural Activities at Sekem

### 3. Soil & More International BV

Soil & More International BV was established early 2007 to advise on, establish and manage medium to large scale composting facilities in the developing world.

Soil & More was founded initiated through Eosta, a Dutch trader for organic fruits and vegetables, as more and more suppliers of Eosta continued to ask for more and better quality compost for their own organic farms but also for the neighboring conventional farms. During the last years, more and more conventional, large-scale growers, facing decreasing yields due to depleted soils from intensive chemical fertilizer applications got interested in this approach and started to ask for this high quality compost. Through its technical assistance to grower programs Eosta always facilitated technology transfer to growers also in the field of composting and soil management but this rapidly increasing demand went beyond a technical assistance capacity – Soil & More as a separate company was established.

The composting technology Soil & More applies is based on Dr. Ehrenfried Pfeiffers controlled microbial composting methodology (CMC) which tackles various challenges. Applying a unique compost inoculant in an aerated, controlled microbial compost process, the different input materials, mainly farmyard wastes such as greens, wood and manures are decomposed and transformed into a stable humus complex within 6 – 8 weeks. This high quality compost product provides the plants with all required nutrients and micro-elements. Due to the special humus structure the water holding capacity of the soils is increased up to 70% which is an important added value for growers in arid and semi-arid areas. Initiated through the inoculant, the final compost contains millions of micro-organisms, a tightly knitted soil-food-web, creating a natural immune system for the plant, acting as natural predators against most known soil born diseases and other pathogens. This disease suppression is one of the outstanding unique selling points of Soil & More's compost. As stated below, various studies did prove that soils, enriched with compost not only have the capacity to reduce soil emissions but to actually act as a carbon sink as these soils store carbon.

Besides the compost production and selling activity, Soil & More submitted its composting technology for approval as an emission reduction methodology to the concerned United Nations authorities. Following this, Soil & More's initial partner project at the Sekemfarm in Egypt, was taken through the entire cycle of assessment, 3<sup>rd</sup> party validation and verification required for emission reduction projects. Finally this project, implementing Soil & More's composting technology was approved by TÜV-Nord Germany as a greenhouse gas emission reduction project according to the guidelines of the UNFCCC. Soil & More was the first company who has developed a technology for this type of composting that qualifies for generating carbon credits.

That means Soil & More can offer a cooperation model for the production and sales of high quality compost but provides at the same time a technology which qualifies as a emission reduction methodology under the regulations of the Kyoto protocol, generating an additional income stream for the project, as the CO<sub>2</sub>e emissions reduced, can be sold as carbon credits to offset companies and products emissions.

So far, Soil & More has established composting facilities with Sekem in Egypt, with Fairtrasa in Mexico and with Reliance in South Africa, to produce and sell high quality compost to small, medium and large-scale farms. All three projects are successfully registered as emission reduction projects. Together with its local partners Soil & More annually produces worldwide over 200,000 tons of compost and by doing so, avoiding more than 150,000 tons of CO<sub>2</sub>e per year. Additional projects are under development in Brazil and India.

Since early 2008, Soil & More offers as well carbon footprinting services to agricultural producers, processors, traders and retailers around the world: AlnaturA, Dole, Dovex, EOSTA, IFOAM, Lebensbaum, Ritter Sport, Sekem, Weleda to mention just a few. Like the carbon credits obtained from organic composting, also the carbon footprints carried out for above mentioned companies and organizations are certified by TÜV-Nord according ISO standards, the WRI/WBCSD and PAS2050 guidelines. Since mid 2009, Soil & More is working on its first water footprinting assignments. In order to maintain and further develop these innovative products and services, Soil & More cooperates with various leading research institutes such as Louis Bolk Institute, FIBL, Heliopolis Academy and other experts dedicated to the topic of soil science, composting, emission reductions and footprinting.

#### **4. Composting, emission reduction, footprinting – joint efforts for sustainable development and responsible competitiveness in the agricultural sector**

Sekem and Soil & More took the initiative to capitalize on their regional and international experience and developed and implemented a business model, where they jointly offer products and services in the field of composting, soil, carbon and water management to a broader audience.

As one of the first, the jointly managed composting facility at Sekem was validated and verified as an emission reduction project by TÜV Nord from Germany. Since May 2007, Sekem's composting facility annually avoids about 60,000 tons of CO<sub>2</sub>e. These carbon credits are used to offset the carbon emissions of a wide range of regionally produced agricultural products, generating a second revenue stream for the composting business, allowing Sekem to further develop and offer the compost at competitive market prices.

Currently there are 2 large scale composting facilities operational in Egypt, managed by Sekem and Soil & More which produce about 110,000 tons of compost and generate about 100,000 carbon credits per year.

At the same time Soil & More's standardized carbon footprinting methodology was implemented on several agricultural supply-chains, assessing the products carbon footprint and highlighting emission reduction potentials. So far a full product cycle carbon footprint assessment has been carried out for the following products of Egyptian origin: Beans, Citrus, Cotton, Flowers, Fresh & Dry Herbs, Grapes, Peppers, Potatoes, Tomatoes and Strawberries. Others are in progress. More and more large scale conventional farming businesses decided to gradually replace their synthetic fertilizer application with compost in order to lower their products carbon footprint. High quality compost has proven to be the more competitive agricultural input compared to chemical fertilizers, which not only force farmers in to dependency of multi-national companies but especially in times of rising oil prices turn out to be an in-efficient solution as application rates increase while yields are not improving proportionally.

Sustainable soil management became the key factor for long term competitive farming strategies. Healthy and vital soils promote healthy plants, stable and increasing yields, secure income, food production, considerably reduce the amount of water needed for irrigation and produces healthy food for healthy people.

Together with the Dutch Louis Bolk Institute, Sekem and Soil & More experts carried out a study on carbon sequestration and storage in organically managed soils on reclaimed desert farms in Egypt. Through continuous compost applications, the carbon stocks in the assessed soils accumulated to over 26 tons of carbon per hectare over a period of 30 years compared to the originally plain desert at neighboring sites. In line with other studies already during the first 5 years a rapid increase of carbon stocks was discovered. This small scale research project has proven the assumptions made by most of

the leading climate change institutions that adjusted soil management is a major solution to mitigate climate change.

Currently this pilot trial is being scaled up towards more farms, incorporating the analysis of a change in the water holding capacity, also comparing carbon stock and water holding capacity development in organically managed soils with the once of conventional farms.

Soil & More and Sekem were asked to contribute to Egypt last competitiveness report with a chapter on the performance of Egypt's agricultural sector regarding climate change.

More and more medium and large scale agricultural producers and exporters receive from their overseas importers and retailers the request to transparently communicate and reduce their carbon footprint.

Sekem and Soil & More now consult these companies in order to comply with these new environmental regulations which became an issue of competitiveness and market share. In order to remain competitive and to secure future market shares the trend is clear, development towards sustainable agriculture.

Soil & More and Sekem's joint initiative has been identified and acknowledged to be a scaleable solution to prove the capability of the agricultural sector to remarkably contribute to the mitigation of climate change. Both Sekem and Soil & More are now advisors in several committees such as COP15, the World Future Council, Seal the Deal etc. on the topic of agriculture and climate change.

Together with their worldwide partners in the organic agricultural movement, Soil & More and Sekem did and will continue to implement this concept and promote and communicate the importance of healthy soils to contribute to sustainable soil fertility and food security, the mitigation of climate change and the reduction of water usage in agriculture on producer and consumer level. The related social-economic benefits are clear.



Compost Production at Sekem and Consultancy



Land Reclamation in Egypt: Inauguration Event, Compost application and first harvest after 14 months

## 5. Conclusions

Our current agricultural activities are one of the main reasons for climate change, water scarcity, food insecurity, migration and other socio-economic problems but the sustainable farming offers a wide range of solutions to these challenges. Organic farming has been pushed for years to be a solution for a niche market, accessible only for a selected group of people who can afford to buy organic products. In times of peal oil, climate change, water scarcity, soil erosion and insufficient food supply, the question is not which agricultural system provides the cheapest food today, where all environmental costs are still externalized, but the real question is which system is able to provide healthy food on the long run, guaranteeing stable yields, low emissions, less water consumption in marginal areas where the population growth and demand for food is the highest? It is time to act for the organic movement. There are measures to assess, reduce, improve and communicate our footprint beyond carbon and water. In times of shrinking resources it's not enough to sustain the planet, we need to develop the resources in a sustainable way and organic agricultural offers various solutions to do so. It is possible using existing tools such as CDM, carbon and water footprinting, sustainability reporting. None of these tools are perfect or complete, but they are good enough to start and to be further developed.

It is of utmost importance to promote and communicate success stories, organize educational events and practical training workshops to further spread the concept and know-how and to allow development partnerships to happen.


Together with its worldwide partners, Sekem and Soil & More currently produce over 200,000 tons of compost per year and avoid 150,000 tons of CO<sub>2</sub>e annually. That's not enough. The know how is there. The only way to success is to setup cooperation's between private sector companies, governmental and non-governmental organizations and the civil society, the consumer to secure further product development, implementation and marketing. The environmental and socio-economic challenge is there as well as a consumer willing to support. It's time for partnerships.

## 6. Acknowledgement

Mr. Helmy and Dr. Ibrahim Abouleish, Mr. Bob Baars, Ms. Miriam Bogatzki, Mr. Aart van den Bos, Mr. Volkert Engelsman, Mr. Joris van der Kamp, Ms. Boki Luske, Ms. Natasa Sicirica

## 7. References

- Niggli, U. Schmied, H. Fliessbach, A., 2007. *Organic Farming and Climate Change*. Frick: FIBL  
Kamp, v.d. J., Luske, B., 2009. *Carbon storage potential of reclaimed desert soils in Egypt*.  
Driebergen: Louis Bolk Institute, Waddinxveen: Soil & More  
Soil & More International, 2008, 2009. *Carbon Footprint Assessment Studies*. Waddinxveen: Soil &  
More  
Bandel, T., Bos, v.d. A., 2008. *A business model for sustainable composting and greenhouse gas  
emission reduction*. Modena, Italy June 16-20 2008: 16<sup>th</sup> IFOAM World Congress  
TÜV-Nord Verification Report, TÜV-Nord Registry:  
<http://traceablevers.mh5.projektserver.de/e/2408/>









# High Sequestration, Low emissions Food Secure Farming

**IFOAM**

International Federation of Organic Agriculture Movements



Conference  
28-9-09

The International  
and

Movements

Markus Arber

IFOAM

# International Organic Farming Movement and Climate Change Policies

Markus Arbenz

IFOAM (International Organisation of Organic Agriculture Movements), Germany  
Email: [m.arbenz@ifoam.org](mailto:m.arbenz@ifoam.org)

**High Sequestration, Low  
emission Food Secure Farming**



Avalon Conference,  
Sofia 28-9-09

**The International Organic Farming  
Movement and Climate Change Policies**  
Markus Arbenz, Executive Director of IFOAM

**IFOAM**

Content

**Organic farming as response to recent  
challenges of agriculture**

from Commodity to Farming System  
from Food Production to Food Security  
from Fashion to Sustainability

Or

Why is Organic Agriculture an asset in  
present climate policy setting?

UNITING THE ORGANIC WORLD

The world is challenged!!

There are:

- A Unsolved development gaps
- B Unsustainable (agriculture) practices
- C Economic crises

e.g. Unsustainable practices

**Ecological Footprint**



LARGEST AND SMALLEST ECOLOGICAL SHOE SIZES

Rank	Territory	Value	Rank	Territory	Value
1	United Arab Emirates	10.6	191	Nepal	0.61
2	United States	9.7	192	Democratic Republic of Congo	0.58
3	Greenland	7.7	193	Zambia	0.58
3	Bahamas	7.7	194	Congo	0.58
5	Canada	7.5	195	Malawi	0.57
6	Kuwait	7.4	196	Haiti	0.57
7	Australia	7.0	197	Cambodia	0.55
8	Finland	6.8	198	Bangladesh	0.47
9	Estonia	6.1	199	Somalia	0.13
10	New Zealand	6.1	200	Afghanistan	0.11

ecological footprint in global hectares per person, 2002\*

*"People consume resources and ecological services from all over the world, so their footprint is the sum of these areas, wherever they may be on the planet."*

The Living Planet Report, 2006

www.ifoam.org | © Copyright 2006 IFOAM Group of Experts in the Netherlands and their National Community of Members

Map 132

SUSTAINABILITY: unfortunately misused, but in its core a convincing concept



DEFINITION: Sustainability is development that meets the needs of the present without compromising the ability of future generations to meet their own needs\*

- The Bruntland Commission:
  - Sustainability is about survival of our communities & economies\*
  - Environmental, social and economic

sustainability are intertwined\*  
IFOAM's vision is the worldwide adoption of ecologically socially and economically sound systems that are based on the Principles of Organic Agriculture

- > A development into depth (more sustainability) and width (more expansion)
- > Full SUSTAINABILITY is in the centre of the

UNITING THE ORGANIC WORLD



Organic Agriculture much more than fulfilling the demands of a niche market



UNITING THE ORGANIC WORLD

## Scaling up Organic Agriculture: An opportunity to address global challenges



- In more than a 100 countries, Organic Agriculture provides implemented well tired opportunities to address global challenges.
- It deserves intergovernmental, Governmental and NG Organizational support on local, national, regional and international level to help it scale up  
Positions and attitudes of Organic Agriculture towards global challenges:
- From man-made problems to man-made challenges to man-made solutions - adoption of OA as an alternative agriculture concept
- People and sustainability are at the center of our farming systems and solutions

UNITING THE ORGANIC WORLD

## Vision & Purpose



*The principles of Health, Ecology, Fairness, and Care are the roots from which organic agriculture grows and develops. They express the contribution that organic agriculture can make to the world, and a vision to improve all agriculture in a global context.*

- OA hasn't evolved accidentally
- OA is purpose driven intending to create sustainable agricultural systems with people's needs at its centre
- Real sustainable development that puts people first

UNITING THE ORGANIC WORLD

Climate Change

- OA practices deliver significant and proven
  - mitigation benefits
  - adaptation benefits
  - development 'co-benefits'
  - systems, global recognition and demand

OA practices can drive scale-up & accelerate realization of bene



LIMITING THE ORGANIC WORLD

Agriculture is also responsible for greenhouse gas emissions

**Issues**

- Mitigation (low Emissions, high Sequestration)
- Adaptation



**LOW GREENHOUSE GAS AGRICULTURE**  
MITIGATION AND ADAPTATION POTENTIAL OF SUSTAINABLE FARMING SYSTEMS



**Discussion Levels**

- Standards
- Present System
- Potential/Offers to policy makers

LIMITING THE ORGANIC WORLD



One example: LOW EMISSION, HIGH SEQUESTRATION in organic cotton



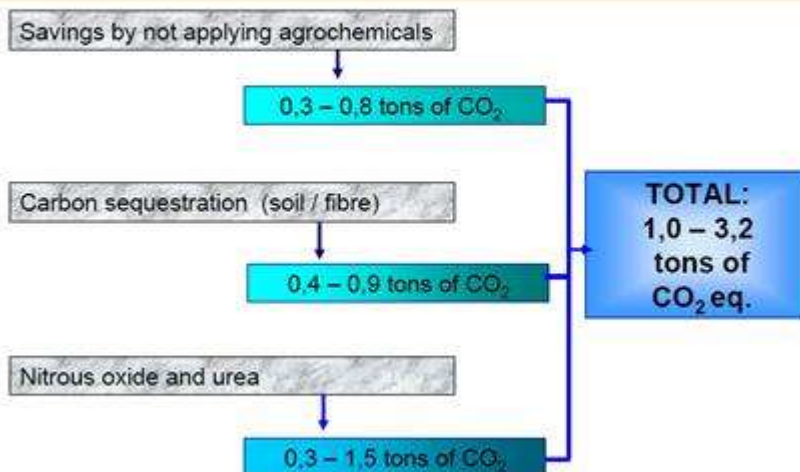
### Major GHG components in cotton production



UNITING THE ORGANIC WORLD



### Examples for quantification per ha (organic cotton)

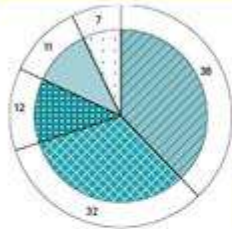


Source: Competence Centre Organic Cotton of Helvetas

UNITING THE ORGANIC WORLD

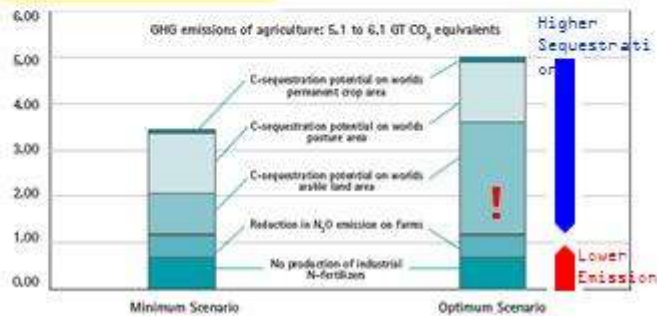
## Agriculture emissions and reduction potentials

GHG emissions of the agricultural sector (Smith et al., 2007)



- 39% Fertilisers N<sub>2</sub>O
- 32% Enteric fermentation CH<sub>4</sub>
- 12% Paddy rice CH<sub>4</sub>
- 11% Biomass burning CH<sub>4</sub> and N<sub>2</sub>O
- 7% Manure handling CH<sub>4</sub> and N<sub>2</sub>O

GHG reduction and mitigation potentials



**Minimum:** No N fertilizer  
**Optimum:** No N fertilizer, no tillage

## Yield reduction?

Eventually, a 100 percent conversion to organic agriculture could decrease global yields. According to various studies, this yield reduction could be 30 to 40 percent in intensively farmed regions under the best geo-climate conditions. In less favourable regions, yield losses tend to zero. In the context of subsistence agriculture and in regions with periodic disruptions of water supply brought on by droughts or floods, organic agriculture is competitive to conventional agriculture and often superior with respect to yields. Numerous case studies show that in comparison to traditional subsistence farming, organic yields were 112 percent higher due to crop rotation, legumes and closed circuits.

Minus 30-40% in intensive farmed regions

Plus 12% in difficult environments

Source




Low  
Emission ↑  
High Sequestration ↓

**IFOAM**

**Mitigation - Carbon Sequestration:**

- OA has the potential to reduce total CO<sub>2</sub> concentrations in the atmosphere by 3.5 - 4.8 Gt of CO<sub>2</sub> per year or 55% to 80% of total greenhouse gas emission from agriculture
  - increased applications of manures, intercrops, green manures
  - higher shares of perennial grasslands and hedges
  - use of intensive cropping systems such as agroforestry etc



**Mitigation - Emission Avoidance:**

Source: Niggli et al 2008

- Organic inputs reduce

UNITING THE ORGANIC WORLD

**IFOAM**

**Food Secure**

**Adaptation - key to farming for sustainability & development:**

- Robust and highly productive farming systems
- Soil quality and water holding capacity
- Protect against erosion and desertification & regenerates degraded lands
- Minimize barriers to farming for individuals, families and communities
- Set local solutions and own consumption as priorities
- Facilitate crop diversity including cash crops for trading, value adding, rural enterprise development and energy security
- Provide guarantee systems, market access & fair trade partners
- Provide real sustainable benefits & development outcomes

UNITING THE ORGANIC WORLD

Conclusion

**Organic farming as response to recent challenges of agriculture**

from Commodity to Farming System  
 from Food Production to Food Security  
 from Fashion to Sustainability

Or

Organic Agriculture is an asset in present climate policy settings! Agriculture is heavy GHG emissive and has to develop better farming systems. Mitigation and Adaptation are key to keep food security for all and there is no alternative to sustainability. The way there includes the smallholders and their environment.



SHIPPING THE ORGANIC



# Relevance of Organic Farming for Climate Change in Germany

Guido Haas

Organic AgroExpertise Consultancy, Germany  
Email: [g.haas@agrarhaas.de](mailto:g.haas@agrarhaas.de)

Organic Agriculture and Climate Change, September 28 - 29, 2009, Sofia, Bulgaria

## Relevance of Organic Farming for Climate Change in Germany - wishful thinking?

Guido Haas, Germany

### Content

- Conventional versus Organic Agriculture  
Emission of Greenhouse Gases (GHG) CO<sub>2</sub> – N<sub>2</sub>O – CH<sub>4</sub>
- CO<sub>2</sub> Emission of Food (Farming – Processing – Distribution)
- Pork versus Beef
- CO<sub>2</sub>-Neutral Organic Food Labeling  
- for each impact a single label?)

AgroExpertise Dr. Guido Haas

### Organic Agriculture in Germany

Not far away to  
**20,000 farms**  
**1 million ha**

which is still  
**only 5.5%**

Source of figure: Europe 2007  
FiBL in cooperation with ZMP 2009  
[www.organic-world.net/traps-2009.html](http://www.organic-world.net/traps-2009.html)



## CO<sub>2</sub>-emission

predominantly due to **fossil energy use**  
in Germany land-use change took place in former times

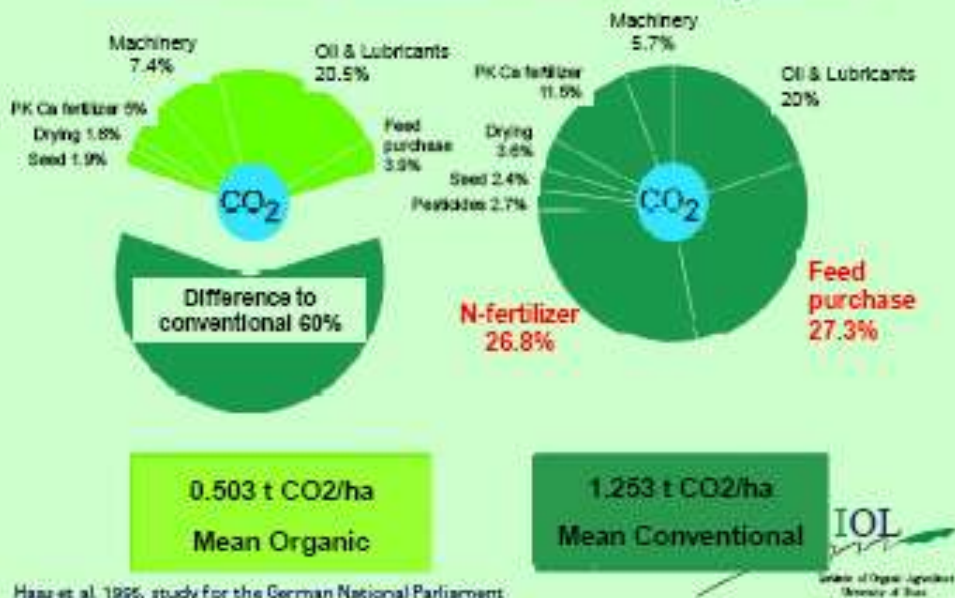
### Comparison of **conventional** and **organic farming**

- Several studies since 1994
- All show clear advantages for organic

AgroExpertise Dr. Guido Haas

#### CO<sub>2</sub> Comparing Farming Systems

Lower **CO<sub>2</sub>-emission** in **organic farming** due to non-use of mineral N-fertilizer and lower feed purchase



## **N<sub>2</sub>O-emission**

**predominantly due to field N input and turnover**

### **Comparison of conventional and organic farming**

- No representative on sight field measurements (Modeling is not enough)
- but indirect indication by comparing
  - N-surplus / N-input
  - Nitrate content in soil, subsoil and groundwater

AgroExpertise Dr. Guido Haas

N<sub>2</sub>O

## **N<sub>2</sub>O-emission**

**90% of emission results due to the turnover of nitrogen in the soil and groundwater (Nitrification (org-N -> NH<sub>4</sub>); denitrification of nitrate)**

depends on **N-input** (with no difference)

- commercial fertilizer
- farm manure,
- grazing (excrement/urine),
- biological N<sub>2</sub>-fixation,
- harvest- and root residues.



natural process – always occurs.

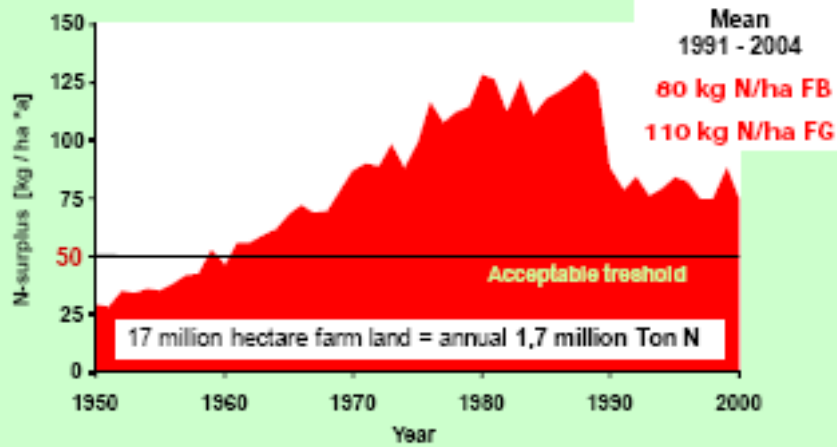
1.25% of total N input is calculated as N<sub>2</sub>O emission (rough IPCC-factor)

AgroExpertise Dr. Guido Haas



N-balance Germany

Environmental burden caused by intensifying conventional agriculture: Nitrogen surplus at field level in Germany



Haas et al. 2004/2005, data source: Bach & Frede 2002



Ref.	Author(s) and Date	OC in %/a	Untersuchungen, -dauern, -ort
87	1991/1991/1991	-	England, 2 Monate, 2 Jahre
88	1991/1991/1991	-	Dänemark, 2 Monate, 10 Jahre, 3 Jahre
89	1991/1991/1991	-	Dänemark, 12 Jahre
90	1991/1991/1991	-	Dänemark, 12 Jahre
91	1991/1991/1991	-	Dänemark, 12 Jahre
92	1991/1991/1991	-	Dänemark, 12 Jahre
93	1991/1991/1991	-	Dänemark, 12 Jahre
94	1991/1991/1991	-	Dänemark, 12 Jahre
95	1991/1991/1991	-	Dänemark, 12 Jahre
96	1991/1991/1991	-	Dänemark, 12 Jahre
97	1991/1991/1991	-	Dänemark, 12 Jahre
98	1991/1991/1991	-	Dänemark, 12 Jahre
99	1991/1991/1991	-	Dänemark, 12 Jahre
100	1991/1991/1991	-	Dänemark, 12 Jahre
101	1991/1991/1991	-	Dänemark, 12 Jahre
102	1991/1991/1991	-	Dänemark, 12 Jahre
103	1991/1991/1991	-	Dänemark, 12 Jahre
104	1991/1991/1991	-	Dänemark, 12 Jahre
105	1991/1991/1991	-	Dänemark, 12 Jahre
106	1991/1991/1991	-	Dänemark, 12 Jahre
107	1991/1991/1991	-	Dänemark, 12 Jahre
108	1991/1991/1991	-	Dänemark, 12 Jahre
109	1991/1991/1991	-	Dänemark, 12 Jahre
110	1991/1991/1991	-	Dänemark, 12 Jahre
111	1991/1991/1991	-	Dänemark, 12 Jahre
112	1991/1991/1991	-	Dänemark, 12 Jahre
113	1991/1991/1991	-	Dänemark, 12 Jahre
114	1991/1991/1991	-	Dänemark, 12 Jahre
115	1991/1991/1991	-	Dänemark, 12 Jahre
116	1991/1991/1991	-	Dänemark, 12 Jahre
117	1991/1991/1991	-	Dänemark, 12 Jahre
118	1991/1991/1991	-	Dänemark, 12 Jahre
119	1991/1991/1991	-	Dänemark, 12 Jahre
120	1991/1991/1991	-	Dänemark, 12 Jahre
121	1991/1991/1991	-	Dänemark, 12 Jahre
122	1991/1991/1991	-	Dänemark, 12 Jahre
123	1991/1991/1991	-	Dänemark, 12 Jahre
124	1991/1991/1991	-	Dänemark, 12 Jahre
125	1991/1991/1991	-	Dänemark, 12 Jahre
126	1991/1991/1991	-	Dänemark, 12 Jahre
127	1991/1991/1991	-	Dänemark, 12 Jahre
128	1991/1991/1991	-	Dänemark, 12 Jahre
129	1991/1991/1991	-	Dänemark, 12 Jahre
130	1991/1991/1991	-	Dänemark, 12 Jahre
131	1991/1991/1991	-	Dänemark, 12 Jahre
132	1991/1991/1991	-	Dänemark, 12 Jahre
133	1991/1991/1991	-	Dänemark, 12 Jahre
134	1991/1991/1991	-	Dänemark, 12 Jahre
135	1991/1991/1991	-	Dänemark, 12 Jahre
136	1991/1991/1991	-	Dänemark, 12 Jahre
137	1991/1991/1991	-	Dänemark, 12 Jahre
138	1991/1991/1991	-	Dänemark, 12 Jahre
139	1991/1991/1991	-	Dänemark, 12 Jahre
140	1991/1991/1991	-	Dänemark, 12 Jahre
141	1991/1991/1991	-	Dänemark, 12 Jahre
142	1991/1991/1991	-	Dänemark, 12 Jahre
143	1991/1991/1991	-	Dänemark, 12 Jahre
144	1991/1991/1991	-	Dänemark, 12 Jahre
145	1991/1991/1991	-	Dänemark, 12 Jahre
146	1991/1991/1991	-	Dänemark, 12 Jahre
147	1991/1991/1991	-	Dänemark, 12 Jahre
148	1991/1991/1991	-	Dänemark, 12 Jahre
149	1991/1991/1991	-	Dänemark, 12 Jahre
150	1991/1991/1991	-	Dänemark, 12 Jahre
151	1991/1991/1991	-	Dänemark, 12 Jahre
152	1991/1991/1991	-	Dänemark, 12 Jahre
153	1991/1991/1991	-	Dänemark, 12 Jahre
154	1991/1991/1991	-	Dänemark, 12 Jahre
155	1991/1991/1991	-	Dänemark, 12 Jahre
156	1991/1991/1991	-	Dänemark, 12 Jahre
157	1991/1991/1991	-	Dänemark, 12 Jahre
158	1991/1991/1991	-	Dänemark, 12 Jahre
159	1991/1991/1991	-	Dänemark, 12 Jahre
160	1991/1991/1991	-	Dänemark, 12 Jahre
161	1991/1991/1991	-	Dänemark, 12 Jahre
162	1991/1991/1991	-	Dänemark, 12 Jahre
163	1991/1991/1991	-	Dänemark, 12 Jahre
164	1991/1991/1991	-	Dänemark, 12 Jahre
165	1991/1991/1991	-	Dänemark, 12 Jahre
166	1991/1991/1991	-	Dänemark, 12 Jahre
167	1991/1991/1991	-	Dänemark, 12 Jahre
168	1991/1991/1991	-	Dänemark, 12 Jahre
169	1991/1991/1991	-	Dänemark, 12 Jahre
170	1991/1991/1991	-	Dänemark, 12 Jahre
171	1991/1991/1991	-	Dänemark, 12 Jahre
172	1991/1991/1991	-	Dänemark, 12 Jahre
173	1991/1991/1991	-	Dänemark, 12 Jahre
174	1991/1991/1991	-	Dänemark, 12 Jahre
175	1991/1991/1991	-	Dänemark, 12 Jahre

Review

40 publications listed:

Nitrate leaching or leaching potential in organic compared to conventional agriculture was

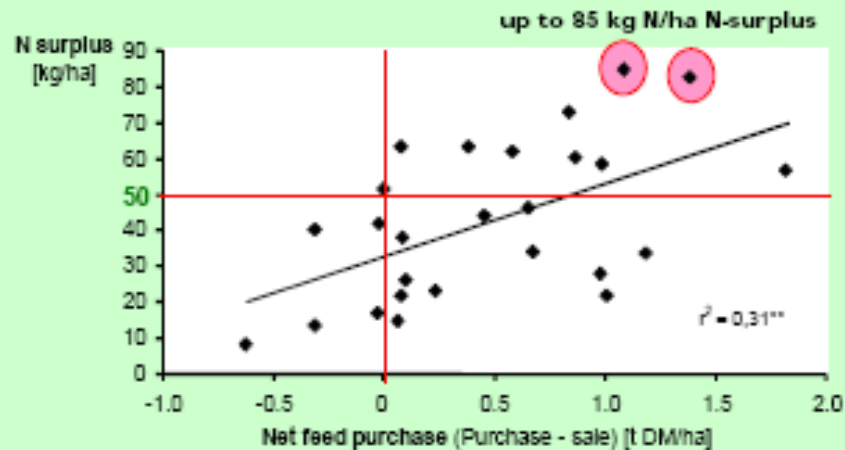
- 28 lower
- 3 higher
- 9 similar

Haas 2002



As higher net feed purchase  
as higher nitrogen surplus (farm gate balance)

### 26 Organic dairy farms in north-west and southern Germany



- > up to 58% of N-input due to external sources - still organic?

### N-Surplus of Dairy Farm Comparisons

Reference, Region/ land and year of investigation	Organic	Conv. optimized integrated	Conventional
Scheringer Niedersachsen 1998/99	68 kg ha <sup>-1</sup> 5,300 kg milk	77 kg ha <sup>-1</sup> 6,660 kg milk	148 kg ha <sup>-1</sup> 6,900 kg milk
Taube et al. Schleswig-Holstein 2005	91 kg ha <sup>-1</sup>		117 kg ha <sup>-1</sup>
Jonsson Schweden 1990 - 2001	27 kg ha <sup>-1</sup> 7,892 kg milk		90 kg ha <sup>-1</sup> 8,038 kg milk
Cederberg and Flysjoe Schweden 2002	71 kg ha <sup>-1</sup> 9,400 kg milk	114 kg ha <sup>-1</sup> 9,130 kg milk	158 kg ha <sup>-1</sup> 10,100 kg milk
Halberg et al. Denmark 1989-1991	108 kg ha <sup>-1</sup> 5,600 kg milk		221 kg ha <sup>-1</sup> 8,200 kg milk
Kristensen, Denmark 2002	104 kg ha <sup>-1</sup> 6,958 kg milk	112 kg ha <sup>-1</sup> 7,764 kg milk	174 kg ha <sup>-1</sup> 7,764 kg milk
Leach and Roberts, Scotland, (1989-)1996-1998	90 kg ha <sup>-1</sup> 5,717 kg milk		258 kg ha <sup>-1</sup> 8,000 kg milk
Veer & Pinoterhuls et al. Netherlands 1997 conv. - 2000 organic	101 kg ha <sup>-1</sup> 6,930 kg milk		253 kg ha <sup>-1</sup> 8,450 kg milk
Smolders and Wagenaar; Beldman et al.; Netherlands, 1997 / 2002	102 kg ha <sup>-1</sup> 7,350 kg milk	153 kg ha <sup>-1</sup> 8,073 kg milk	237 kg ha <sup>-1</sup> 7,837 kg milk

Full table including more comparison Germany and Austria see publication.

CH<sub>4</sub>

## Emission of Methane (CH<sub>4</sub>)

94% of emission caused by cattle;  
since 1990 decrease due to 20% lower number of heads

- in the rumen of the ruminant  
depends on performance  
and feed;  
natural process – always occurs
  - during slurry & manure storage  
depends on housing and  
storage and feeding;  
natural process – always occurs
- = > Likely that organic farming  
has higher emission



UBA Umweltdaten 2005

AgroExpertise Dr. Guido Haas

Klima & Ldw

Organic Agriculture and Climate Change, September 26 - 29, 2009, Sofia, Bulgaria

## Agriculture causes Climate Change

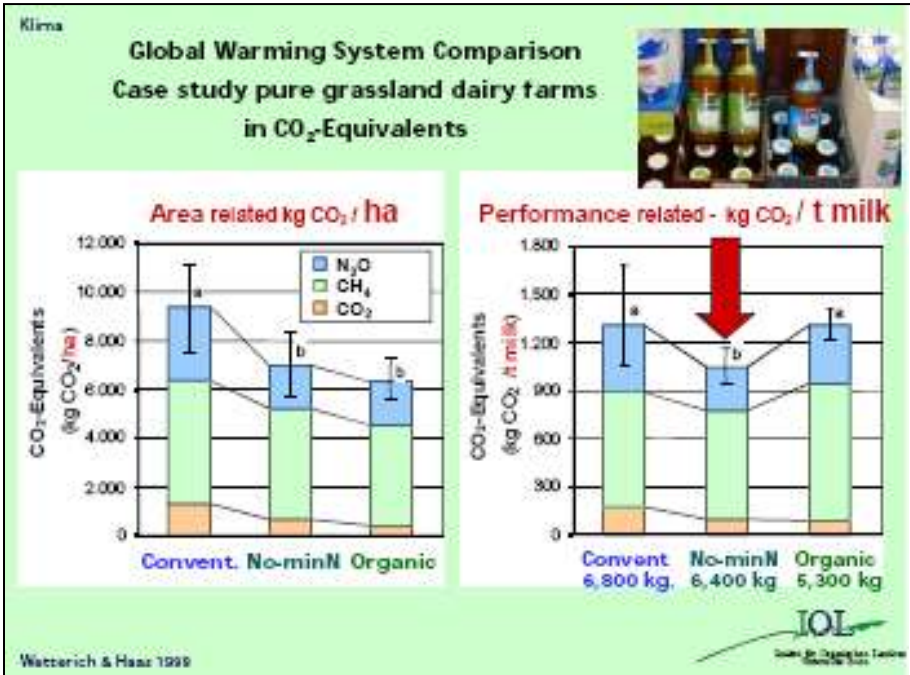
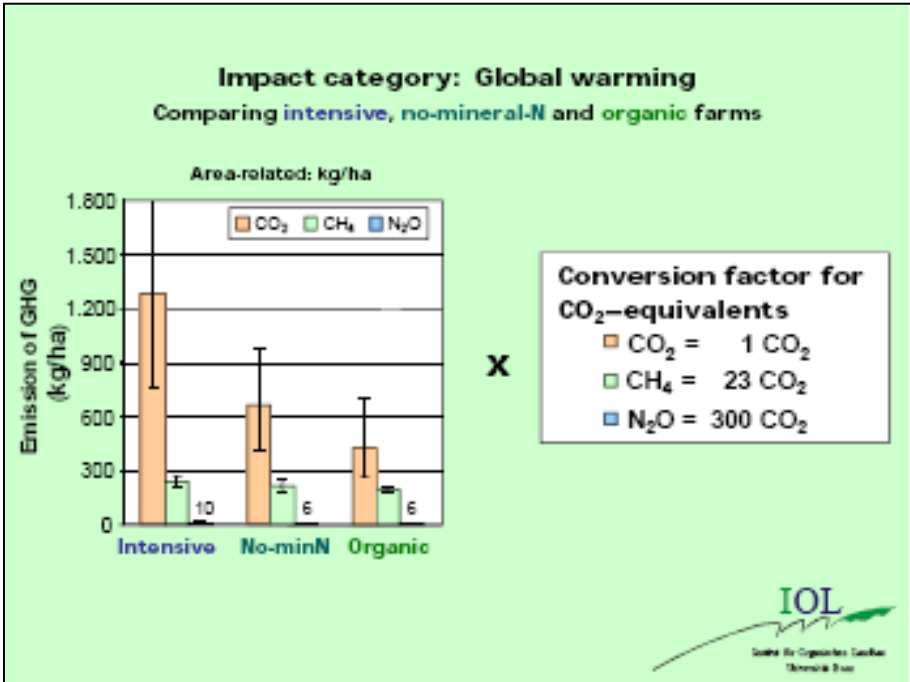
- CO<sub>2</sub> – Carbon dioxide
- N<sub>2</sub>O – Dinitrogen oxide
- CH<sub>4</sub> – Methane

Overall comparison

– choosing appropriate reference unit

= > considering productivity?

AgroExpertise Dr. Guido Haas



## Options of reference units of the Allgäu LCA

Indicator / Impact category	Farm	Functional unit		
		Area [ha]	Livestock [LU*]	Product [t milk]
<b>Global Impact</b>				
Primary energy (resource use)	X	X	X	X
P-fertilizer (resource use)	X	X		X
Emission of CO <sub>2</sub> -equivalents (global warming potential)	X	X	X	X
<b>Regional to International Impact</b>				
Emission of SO <sub>2</sub> -equivalents (acidification)	X	X	X	X
N-balance (groundwater)	X	X		(X)
P-balance (surfacewater)				
<b>Local to regional Impact</b>				
Biodiversity - estimation score	X	(X)		
Landscape image - score	X	(X)		
Animal husbandry - score	X		(X)	

\* LU - livestock-unit (each 500 kg liveweight of cattle);

(X) - restricted, only for certain indicators possible or in general not very meaningful

**Not only Source also Sink = Humus (Sequestration), but**

**- timeframe limited**

**- reversible process**

Ensuring and if possible increasing humus content

- Forage legume crops (e.g. grazed clover, lucerne etc.)
- Soil rest (no tillage for awhile)
- Using farm yard manure / compost



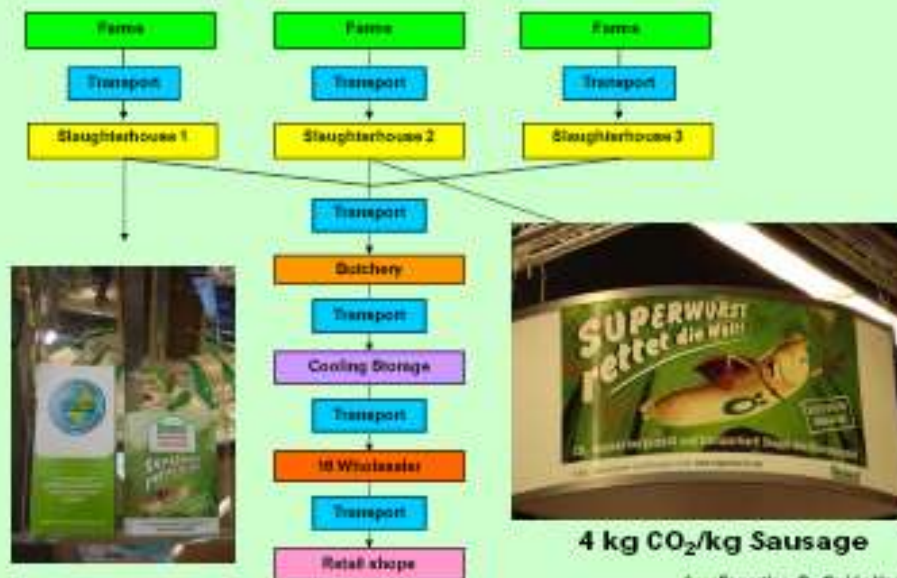
**Climate Change:**  
of Organic Farming is relevant,  
has some benefit

**but**

lower yields,  
thus would not be able  
to produce the current food basket

AgroExpertise Dr. Guido Haas

**Calculation of Value Chain Emission  
CO<sub>2</sub>-neutral "Bratwurst" sausage**



AgroExpertise Dr. Guido Haas

**Trace gas emission of food items**  
**conventional farming + processing + distribution**  
 CO<sub>2</sub>-equivalents g / kg food

<u>Animal food</u>		<u>Vegetable/crop food</u>	
Cheese	8.350	Tofu	1.100
Sausage	8.100	Pasta	930
Cream	7.700	Bread 1	820
<b>Beef</b>	<b>6.450</b>	Bread 2	780
Eggs	1.950	Bread 3/buns	700
Cream cheese	1.950		
<b>Pork</b>	<b>1.900</b>	<b>Fruit</b>	<b>460</b>
Poultry meat	1.250	Tomatoes	330
Yoghurt	1.240	Potatoes	240
<b>Milk</b>	<b>950</b>	Vegetables	150

Nr. 7 **Umweltauswirkungen von Ernährung, Stoffstromanalysen und Szenarien**, Kirsten Wiegnann, Ulrike Eberle, Uwe Fritsche, Katja Honecke; September 2005

**Agro**Ingenieurin Dr. Guido Haas

Organic Agriculture and Climate Change, September 28 - 29, 2009, Sofia, Bulgaria

**Less livestock food**  
**for healthier people and healthier environment**

- Healthier and sufficient to meet the physical requirements
- to take only **1/3** of the meat  
 $\frac{2}{3}$  of the milk  
 $\frac{1}{2}$  of the eggs of current consumption
- For this only **half** of the current livestock would be needed and
- The global warming gas emission by the German agriculture could be cut off to only **half**.
- If 100% OA only 15 – 20%, considering full food chain only 5%
- Full conversion to organic farming would be possible despite lower yields.

AgroExpertise Dr. Guido Haas

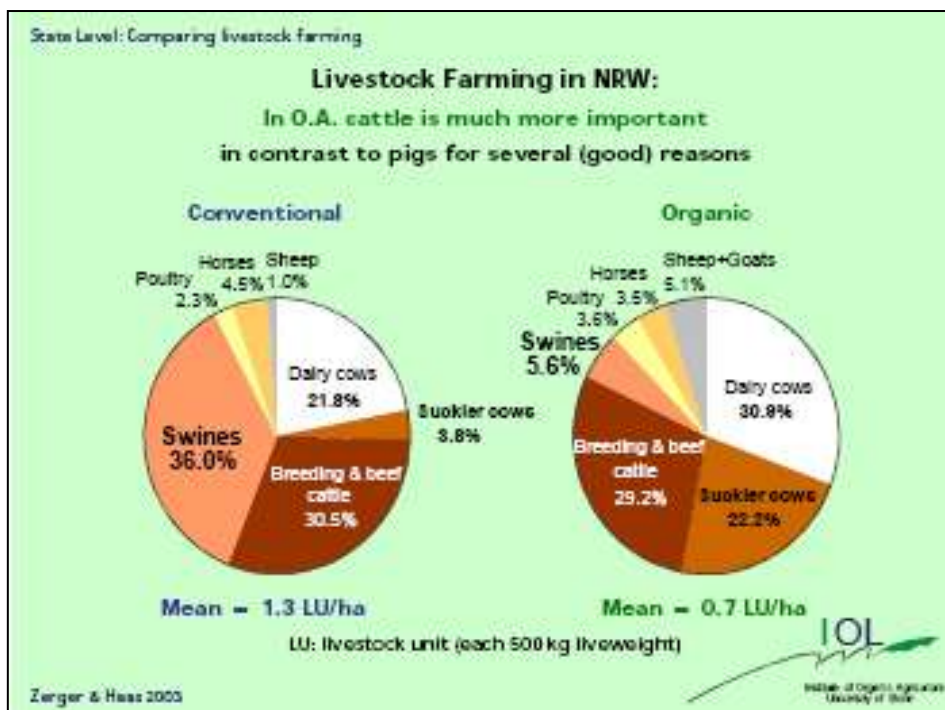
Agriculture and Climate Change, September 26 - 29, 2011



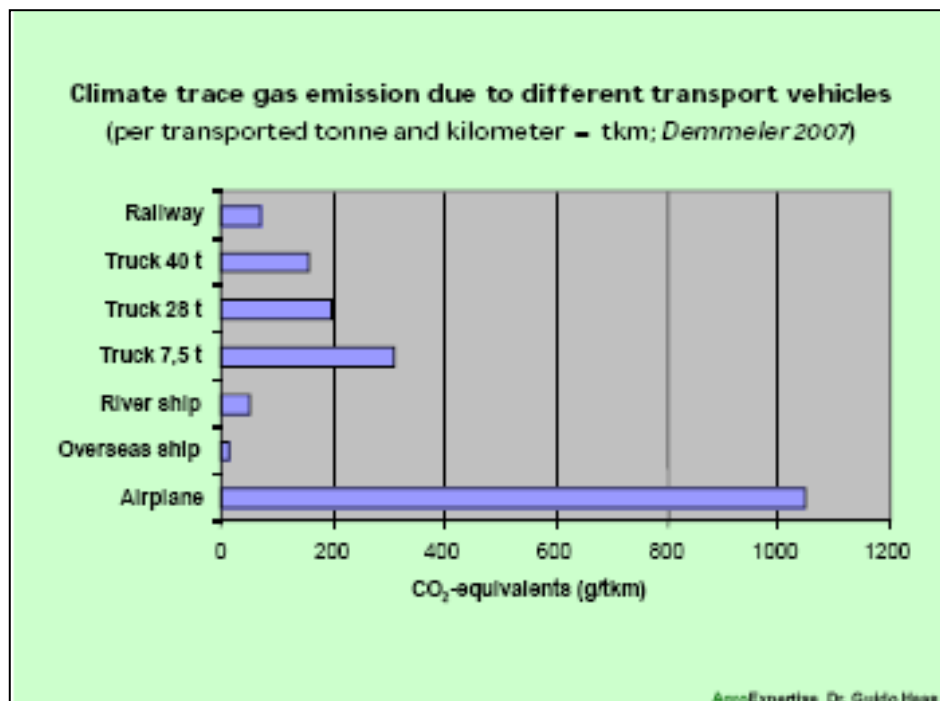
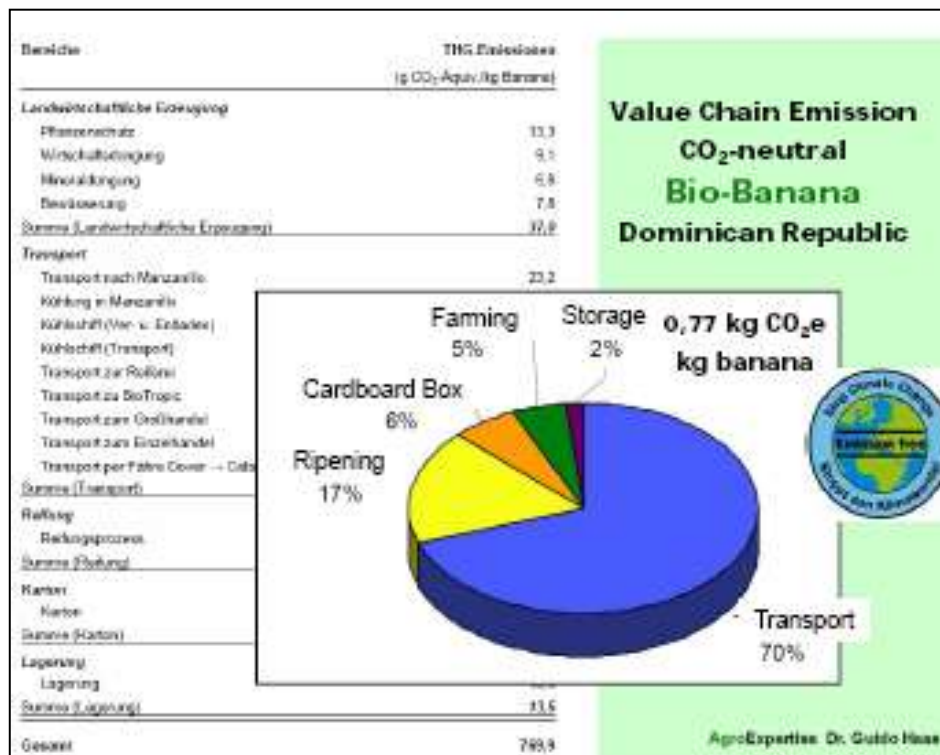

## Beef or Pork?

- 17 million farm land, whereof 5 million is permanent grassland
- Main ecosystem function of ruminant livestock is to convert "useless" (grass) fiber into high value protein (milk, meat)
- Additionally in organic farming need to grow legumes for the nitrogen input via N<sub>2</sub>-fixation, predominately forage legumes
- Pigs are fed with almost 2/3 of total the cereal harvest
  - > cereal for feed or bred?
- Environmental sound would be – low intensive cattle production on low intensive grassland use

AgroExpertise Dr. Guido Haas







**Global warming gas emission of food depends  
on transporting distance and vehicle**

(Geographical Reference: Munich g CO<sub>2</sub>-equivalents/kg food; Demmeier 2007)

	Overseas (boat/plane)	Europa (truck) (Northern Germany)	Region (truck)
Cereal	USA, Ship 280	Polen 328	Niederbayern 69
Apple	New Zealand Ship 513	Italy Truck 219	Lake Constance Truck 76
Strawberry	Südafrika Airplane 11.671	Italien 219	Oberbayern 61
Aparagos	Chile, Airplane 16.894	Spanien 359	Schrobenhausen 60
Meat	Argentinien Ship 349	Nieder-sachsen 179	Oberbayern 61
Eggs	-	Nieder-sachsen 179	Niederbayern 60
Milk	-	Mecklen-burg-V. 209	Allgäu 65

AgroExpertise Dr. Guido Haas

**CO<sub>2</sub>-neutral labeling  
- some particular  
for organic products**



**General big discussion in Germany about easy to get nutrient signpost labeling schemes**  
 recently also a GMO-free label has been introduced by the Federal Government (though not well accepted)

READY MEAL, 400g, CONTAINS 1 SERVING

Each serving contains ...

360 CALORIES	11.7g FAT	4.0g SATURATES	10.8g SUGARS	7g SALT
18%	18%	40%	12%	13%

OF YOUR GUIDELINE DAILY AMOUNT

Entlassen Sie Zuckerbonbon und Fettfalter schon im Supermarkt!

Die Angaben beziehen sich auf 100g, 100ml und 100g Portionsgröße

plus many Organic Food Labels in Germany It is too much!



## Global Warming is only one Environmental Impact

Case Study of a Process Life Cycle Assessment



Intensive, No-mineral-N and Organic

Dairy-Grassland-Farms in the Allgäu Region (mean of 6 each)

Haas et al. 2001, AEE 63, 43-53.



## Global Warming is of minor importance among all Environmental Impacts of Agriculture in Germany

Impact category	Agriculture ...
Biodiversity of habitats and species AgroBiodiversity	- creates the main habitat for the potentially rich diversity of species in the open land - but has been the main cause for the extinction of species since 1950 - is solely responsible for the diversity of crop & livestock species
Landscape Image & soil functions	- farms 55% of the land area - often causes too much soil erosion in hilly areas
Quality of (drinking) water	- has predominantly caused the pollution of many upper ground water aquifers with <b>nitrate</b> . (100 mm = 1 Mill l per ha) - pollutes ground water with <b>pesticides</b>
Eutrophication	causes - 40% of the N-emission to air - 51% of the N-input to water - 43% of the P-input to water
Acidification	causes 20% of the emissions
Global warming Resource	emits 13 % of climate relevant trace gases uses about 3% of the primary energy

Environmental assessment has to cover central impacts (ranking)!

Geier 2000, Haas et al. 1995, Haas 1997, updated De.Ldfr.



## Conclusion: Relevance of Organic Farming for Climate Change in Germany

Organic farming has clearly lower CO<sub>2</sub> and N<sub>2</sub>O emissions referenced to the farmed area. However, conventionalizing will lower the difference

When considering productivity/yield as a reference unit, GHG emission differences are smaller or diminish.

Highest reduction of GHG emission will be possible by reducing food based on livestock production. Gras fed beef better than pork.

Global Warming is only one of the environmental impacts of farming.

Too many Organic Food Labels in Germany – In general no label possible for each environmental impact (no fashion hypes).

Consumer expect that organic farming is most sustainable environmental friendly in all ways possible.

For any further question do not hesitate to contact me or visit my website particular the site to download publications:

Dr. Guido Haas, Organic AgroExpertise Consultancy, Bonn, Germany

Email: [g.haas@agroexpertise.de](mailto:g.haas@agroexpertise.de) Internet: [www.agroexpertise.de](http://www.agroexpertise.de)

### References (complete list on request, much more available in German)

- Haas, G. 2005: Organic agriculture in North-Rhine-Westphalia: empirical analysis of the heterogeneous spatial distribution (in German, extended abstract in English available). *Agrarwirtschaft* 54/2, 119 - 127.
- Haas, G., M. Berg & U. Köpke 2000: Land use options in watersheds: Afforestation or grassland instead of arable farming?. *Int. Conference Agricultural Effects on Ground and Surface Waters*, 1-4.10.00, Wageningen, 21 - 22.
- Haas, G., C. Dettert, U. Köpke 2007: Impact of feeding pattern and feed purchase on area- and cow-related dairy performance of organic farms. *Livestock Science* 106, 132-144.
- Haas, G., C. Dettert, U. Köpke 2007: Farm gate nutrient balances of organic dairy farms at different intensity levels in Germany. *Renewable Agriculture and Food Systems* 22, 223 - 232.
- Haas, G., U. Geler, D. G. Schulz, U. Köpke 1995: CO<sub>2</sub>-Balance: Can the CO<sub>2</sub>-Efficiency of Organic Farming be Used as a Guide for Developing Agricultural Production Systems in the Third World? *Plant Research and Development*, Vol. 41/42, Institute for Scientific Cooperation, Tübingen, 15 - 25
- Haas, G., F. Wetterlich, U. Geler 2000: Life cycle assessment framework in agriculture on the farm level. *J. of Life Cycle Assessment* 5 (6), 345-348.
- Haas, G., F. Wetterlich, U. Köpke 2001: Comparing intensive, extensified and organic grassland farming in southern Germany by process life cycle assessment. *Agriculture, Ecosystems & Environment* 83/1-2, 43-53.

 Agro-Ingenieurbüro Dr. Guido Haas





# Organic Agriculture - the common Denominator

Organic food lies at the intersection of growing markets, global warming mitigation and food security.

Good Business

Global Warming  
Mitigation

Organic

Public Health



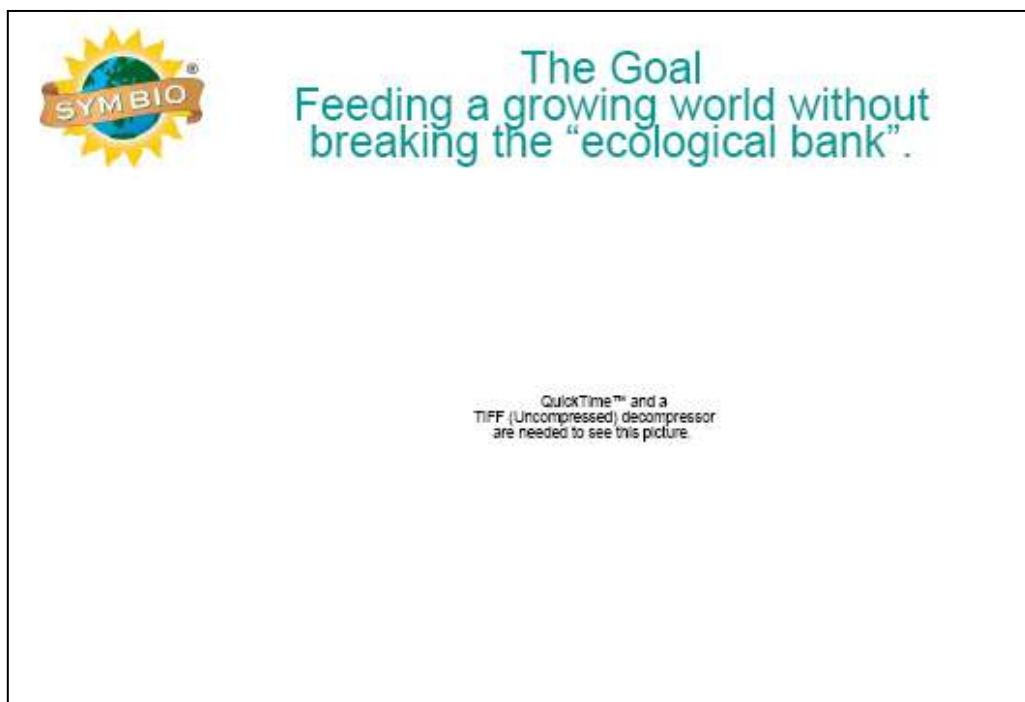
KTBG

## Lower Your Carbon Foot Print and Eat Organic: the Case of Poland

Tokya E. Dammond,

Symbio Polska S. A., Poland/the USA

E-mail: [Tokya@SymBio-Organic.com](mailto:Tokya@SymBio-Organic.com)

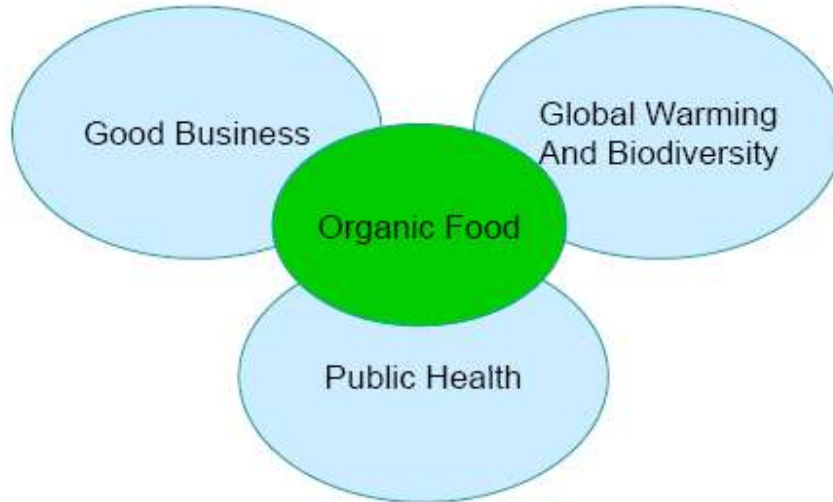






## Organic Agriculture - the Common Denominator

Organic food lies at the intersection of growing markets, global warming mitigations and food security.



## Nutritionally Superior

- Organic Yields of Key Nutrients higher in Organic Foods

- Organic Foods have on *average* 25% more of the all-important protective phytonutrients like polyphenols and antioxidant pigments.
- Conventional Foods are better at producing *more (but not better)* protein (thanks to Nitrogen) and sugars (phosphorous)





## Organic Center - No Free Lunch Chart on nutritional results

### Overview of Differences in the Nutrient Content in Organic and Conventional Foods in 191 Matched Pairs

Nutrient	Number of Matched Pairs	Number Organic Higher	Number Conventional Higher	Percent Organic Higher	Percent Conventional Higher
<b>Antioxidants</b>					
Total Phenolics	25	18	6	72%	24%
Total Antioxidant Capacity	8	7	1	88%	13%
Quercetin	15	13	1	87%	7%
Kaempferol	11	6	5	55%	45%
<b>Vitamins</b>					
Vitamin C/Ascorbic Acid	46	29	17	63%	37%
<i>B</i> -Carotene	8	4	4	50%	50%
<i>a</i> - Tocopherol (Vitamin E)	13	8	5	62%	38%
<b>Minerals</b>					
Phosphorus	32	20	10	63%	31%
Potassium	33	14	19	42%	58%
<b>Totals and Averages</b>	191	119	68	62%	36%



## Healthier Diet = Lower Health Cost

- Increasing intakes of polyphenols and antioxidants is a vital step to improve public health, since daily intakes of antioxidants and polyphenols are less than one-half of recommended levels.
- The combination of low polyphenols and antioxidants with high sugar outputs are linked to high Health Care Costs - as poor diet plays a crucial role in diabetes, cancer, and obesity.

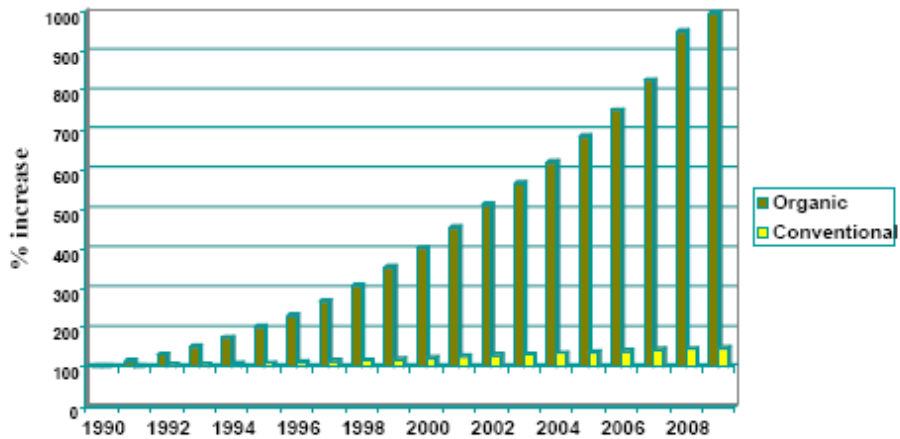
For more information see: Still No Free Lunch - from the Organic Center -

<http://www.organic-center.org>



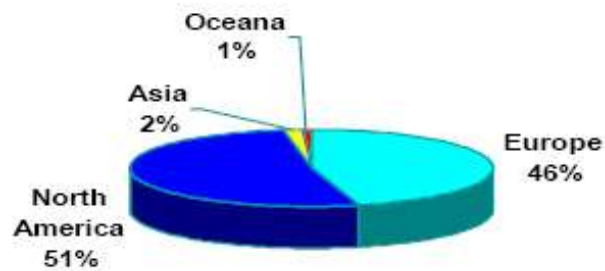
## Good Business

Comparing growth rates of the organic to the conventional food industry



## TOTAL RETAIL SALES 2009

Retail sales of organic food worldwide reached @USD 50.0 billion in 2009 up from 27 billion in 2004.



Source: Organic Monitor, Organic Trade Association And Natural and Nutritional Products Center



## The Green Consumer - what's behind the growth?

- Education - more and more consumers are thinking and learning about diet and health as well as how their food is grown and processed
- Politically Motivated - once they learn about the link between food, health and the environment, they are very motivated to defend the "green" way
- This in turn is why they continue to spend on Green on Green products and services - even in hard economic times.

The screenshot shows the Stonyfield Farm website interface. At the top is the Stonyfield Farm logo with the tagline "FOR A HEALTHY PLANET". Below the logo is a navigation menu with links: About Us, Our Products, Wellness, Earth Actions, About Organic, Recipes, Blogs, Menu For Change, Have-A-Cow, Coupons, Get Mooletters, Visitor Center & Gift Shop, and Contact Us. A search bar is located in the top right corner. The main content area is titled "Earth Actions" and features several promotional tiles:

- Our Lids Send a Message**: Accompanied by an image of a yogurt lid.
- MAP Mission Action Plan**: Accompanied by a graphic of the letters "MAP".
- Recycling partnership with preserve®**: Accompanied by a graphic of a recycling bin and a "CLICK HERE" button.
- HOME**: A button at the bottom of the left sidebar.

The central focus of the page is a large graphic of a yogurt cup. The cup is filled with various environmental and social icons, including a cow, a globe, solar panels, and a recycling symbol. Text on the cup reads:

- Using the best environmental practices we can find.*
- Supporting family farms and organic agriculture.*
- We're trying to make a world of difference.*
- Giving profits to the Earth.*
- Learning what you can do.*



## Symbio Polska S. A.

A success story in producing organic food in Eastern Europe

- **Legal Form:** Publically Traded S. A. on Exchange NewConnect
- **Headquarters:** Lublin, Poland
- **Year Formed:** 1998



## Biodiversity Preservation and Global Warming

- The **Driving Motivation** behind Symbio is the preservation of biodiversity in and around Polish farms and producing foods to mitigate the impact on Global Warming.
- These objectives can best be reached by rapid expansion of land managed by organic methods. Rapid growth is achieved by efficiently meeting the demands of our farmers and our customers.



## Biodiversity Preservation

- Symbio's farms are concentrated in and around Poland's **National and Landscape Parks** in order to maximize the environmental benefits of Polish organic farming.
- Symbio is partially financed by and is working with the Global Environmental Facility Fund and International Finance Corporation - Environmental Projects Unit to develop a Poland-wide certification and management system for biodiversity preservation on and around Symbio's farms.



## Map of Farms

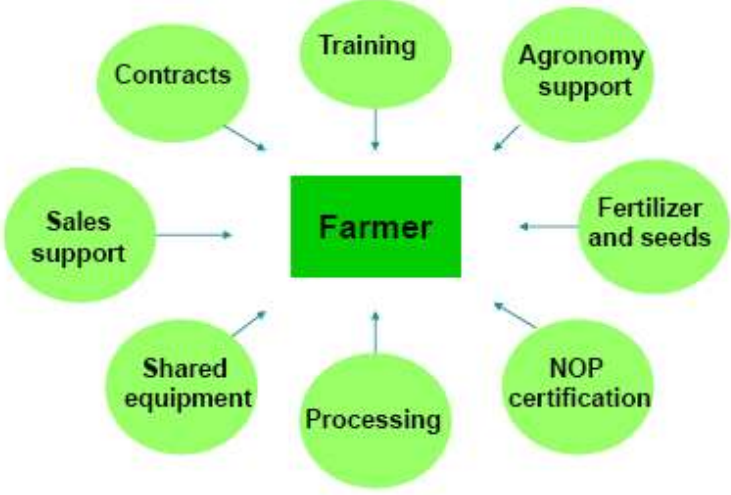
**Key Take Away:** Symbio works with farms throughout eastern Poland.





# Symbio Value Added

Key Take away: Symbio does just about everything except actually grow the products









# Carbon Mining: the Story of Carbon Disappeared from the Agricultural Soils of Central and Eastern Europe

Tamas Nemeth

Research Institute for Soil Science and Agricultural Chemistry  
of the Hungarian Academy of Sciences, Hungary  
Email: [nemeth.tamas@office.mta.hu](mailto:nemeth.tamas@office.mta.hu)

Organic Agriculture and Climate Change

**Carbon Mining: the Story of  
Carbon Disappeared from  
the Agricultural Soils of  
Central and Eastern Europe**

**Tamás Németh**  
Hungarian Academy of Sciences

Tamás Németh — Carbon Mining ...

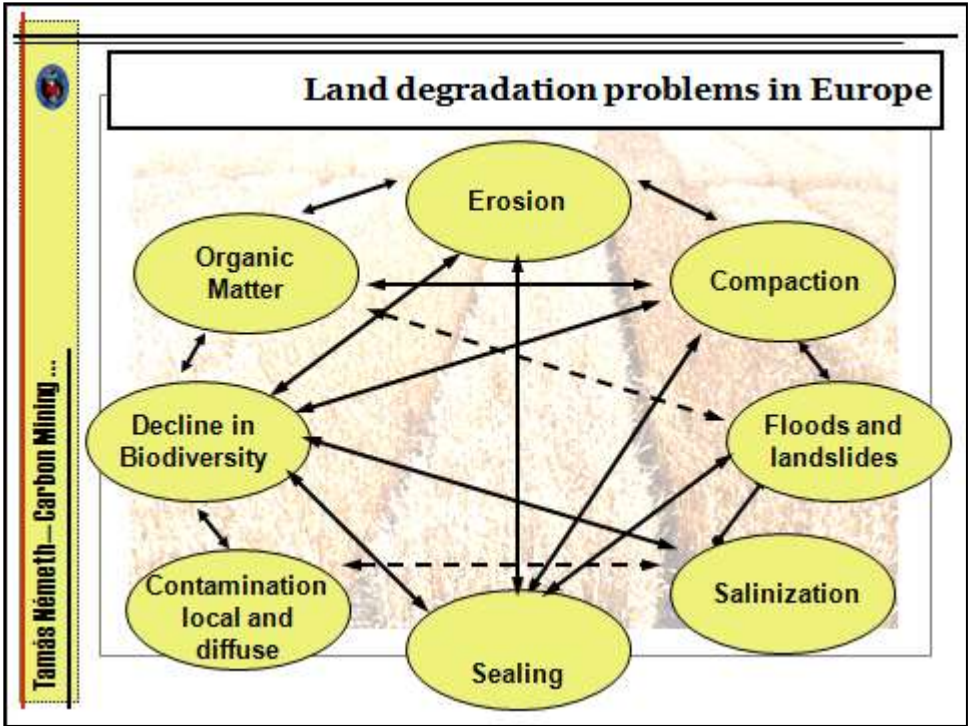

28 September 2009  
Sofia

Tamás Németh — Carbon Mining ...

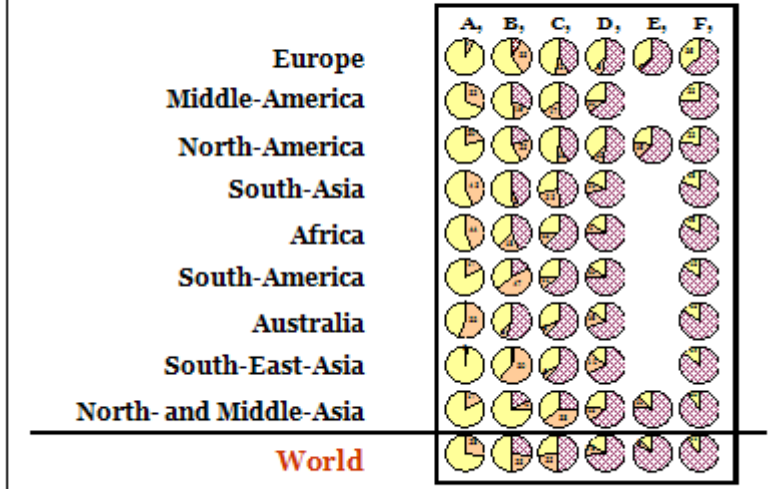


In respect of arable land territory per capita, Hungary is in an advantageous situation among the Eastern European countries, as well as in comparison with West-European countries or the world average. While the average arable land territory per capita is 0.26 ha in the developing countries, 0.23 ha in the West-European countries, 0.30 ha on world average in 1990 (LAL, 1995) the Hungarian average is as much as 0.48 ha. The world trend shows a decrease on average to 0.25 ha in the year 2000, 0.15 ha in the year 2050 and about 0.10 ha in the year 2150. The only way to fulfill the needs of growing demands on 0.10 ha/capita is sustainable land use system that prevent or minimize (even restore) lost of resources and soil degradation processes.

Obviously the above mentioned favourable Hungarian data does not mean that Hungary should not pay particular attention to the maintenance or improvement of soil carbon sequestration and quality.

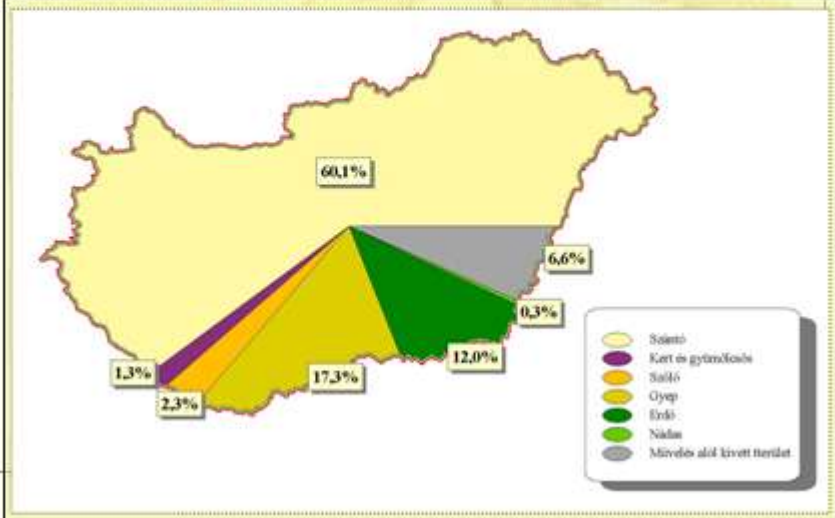


### The main limitation factors of the World agricultural production (in the mainland percentage)

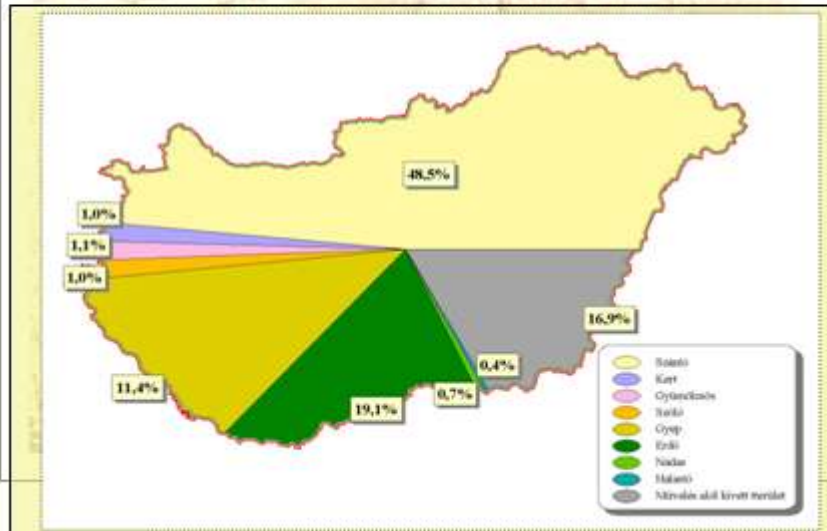


A, drought. B, nutrient stress. C, shallow arable layer. D, extreme precipitation. E, permafrost. F, arable soil

### The Landuse of Hungary between 1931 and 1950 (in average)



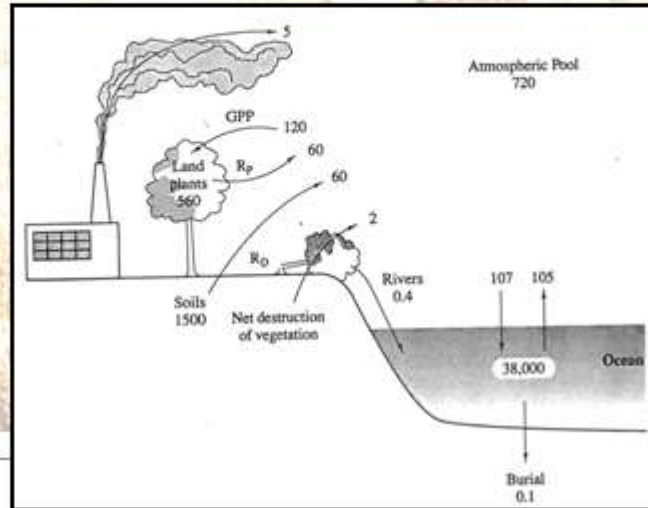
### The Landuse of Hungary in the year of 2003



Changes in soil carbon are primarily effected by human activities (agriculture, forestry, etc.). The unproper management practices open way for declines in soil organic carbon content, including one of the most important degradation processes, the water and wind erosion.

## The global Carbon cycle

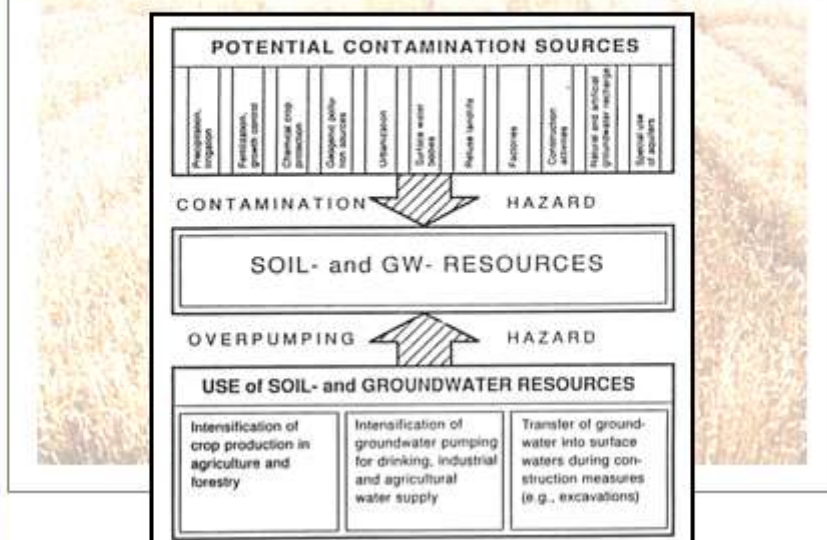
All pools are expressed in units of  $10^{15}$  gC and all annual fluxes in units of  $10^{15}$  g C/yr



Through different degradation processes the native biologically productive soils became unproductive, can be characterized with slight humuous layer, low SOC, low soil quality, and low biomass productivity.

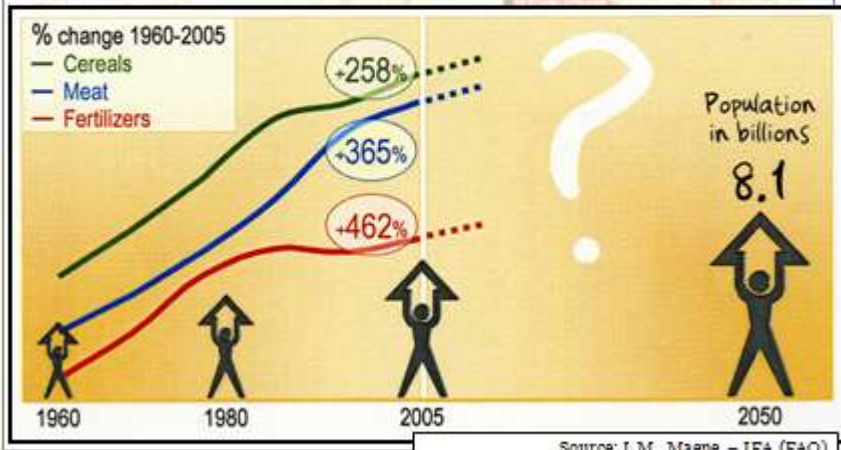
Soils represent a considerable part of the natural resources in the Central and Eastern European countries as well as in Hungary. Consequently, rational and sustainable land use and proper management practices ensuring normal soil functions have particular significance in national economy and soil conservation is an important element of environment protection.

**Pressure on soil- and groundwater resources caused by potential contamination sources and overuse**





### Feeding a Growing Population



Source: L.M. Maene - IFA (FAQ)

### The evolution of yields in Europe between the XIII and XIX century

Area	period	average yield (discarded cores comp are d)
England	1200-1249	3,7
France	1200 elött	3,0
England	1250-1499	4,7
France	1300-1499	4,5
Germany, South-Skan din avia	1500-1699	4,2
East-Midle- and East-Europe	1550-1820	4,1

Source: Slicher van Bath (1963)



### The Changes of Cultivated Lands of the World between 1850-1980 (1850 = 100 %)

South Asia	296%
South-East Asia	770%
Europe	96%
North America	409%
China	179%
Latin America	777%
Soviet Union	247%
Tropical Africa	388%
Total	279%

IIED-WRI, 1987



*As a consequence of improving agricultural practice in Hungary, the increased use of fertilizers was characteristic of the early 1960's, and reached a rate as high as 250 kg  $N+P_2O_5+K_2O$  /ha arable land units per year from the second half of the 1970's up to the late 1980's.*

As a result of mineral fertilization, the proportion of nutrients given in farmyard manure diminished in the Hungarian plant nutrition system. On the other hand, with the increased application of mineral fertilizers, the average yields doubled or even tripled, resulting higher amounts of stubble and root remains in the soil, thus increasing the quantity of organic carbon.

[The yearly averaged primary biomass production in Hungary in 1980 was 24 970 t (Mg) (Láng, 1985)]

From the early 1990's, however, fertilizer use dropped dramatically down to the level of 30-40 kg ha<sup>-1</sup> active ingredients (of which 90-95% was N). During the past years the same trend (decrease) was detectable in the farmyard manure application as well because of the dramatic decrease in the number of the breeding stock. The animal unit dropped from 3 million down to 1.5 million in the past 10 years.



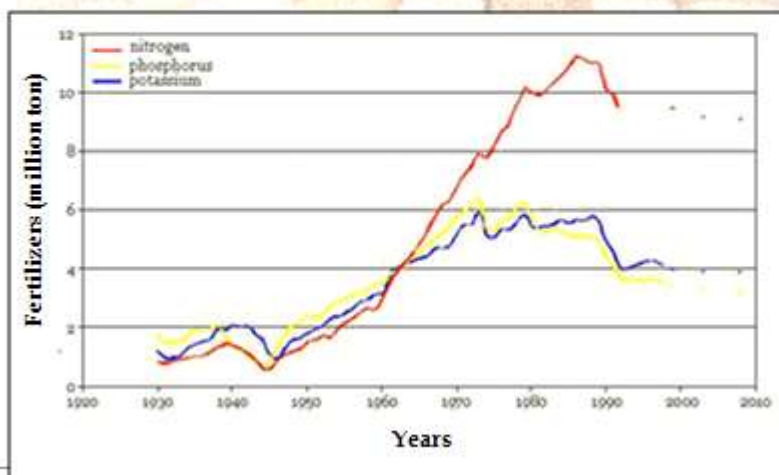
### Use of mineral fertilizers in EU member states in 1998 Agricultural land area (kg ha<sup>-1</sup> active ingredients)

	Nitrogen (N)	Phosphorus (P <sub>2</sub> O <sub>5</sub> )	Potassium (K <sub>2</sub> O)	Total
Austria	33	16	19	68
Belgium/Luxemburg	117	35	61	213
Denmark	107	19	37	163
Finland	81	26	36	143
France	83	37	47	167
Greece	59	26	13	98
Hollandia	188	34	33	255
Ireland	87	28	34	149
Great Britan	79	25	28	132
Germany	103	24	38	165
Italy	55	31	24	110
Portugal	29	13	12	54
Spain	35	18	16	69
Sweden	66	16	17	99
<b>EU 15</b>	<b>70</b>	<b>26</b>	<b>30</b>	<b>126</b>

EUROSTAT/FAO, 2000




### Fertilizer use in the European Union European Fertilizer Manufacturers Association (EFMA)





## The application of fertilizers in the EU countries and in Hungary

European Fertilizer Manufacturers Association (EFMA)



## Development of the ratios of cultivation types from the total land area (%)

Based on Agricultural Statistical Almanac, 1991

Land use	Hungary	EU-15	OECD	World
Arable land, vegetable garden and fruit plantation	54.5	27.9	13.3	11.1
Grass	12.4	18.6	25.3	26
Agricultural area	66.9	46.5	38.6	37.1
Forestry	19.1	36.3	33.5	31.7
Area (1000 ha)	9 303	313 025	3 352 529	13 045 423

### Forecast for mineral fertilizer application in the EU for the period 1999-2009

European Fertilizer Manufacturers Association (EFMA)

It is desirable to decrease:

N utilization	by 7%
P utilization	by 10%
K utilization	by 4%

During the same period, however the wheat yields are intended to be increased from 5.8 t to 6.2 t/ha

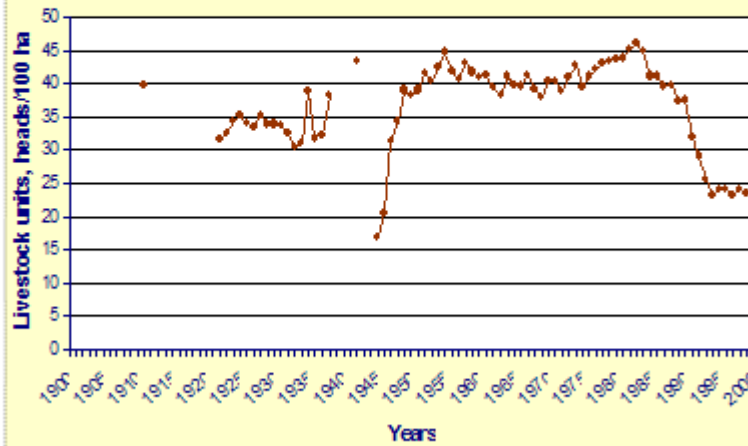
### Farmyard manure and fertilizer use in Hungary 1931-2001

(Statistical Yearbooks for Agriculture, KSH)

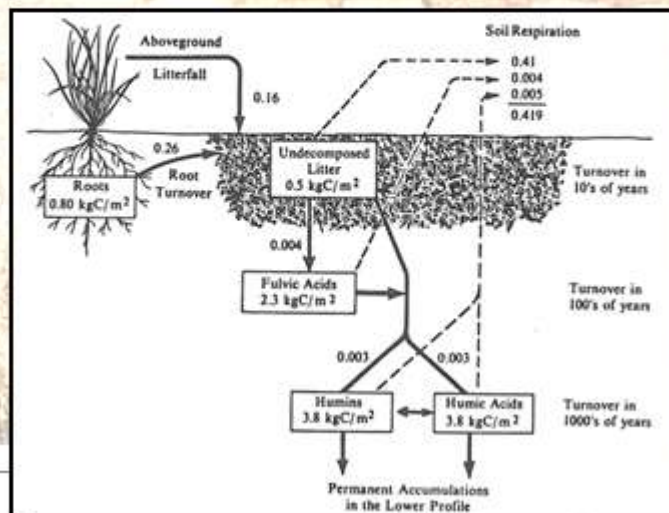
Year	Farmyard Manure, Million Mg year <sup>-1</sup>	Fertilizer active ingredients, 1000 Mg year <sup>-1</sup>				For arable lands, kg ha <sup>-1</sup> year <sup>-1</sup>
		N	P <sub>2</sub> O <sub>5</sub>	K <sub>2</sub> O	Total	
1931-1940	22.4	1	7	1	9	2
1951-1960	21.2	33	33	17	83	15
1961-1965	20.6	143	100	56	299	57
1966-1970	22.2	293	170	150	613	109
1971-1975	14.8	479	326	400	1,205	218
1976-1980	14.3	556	401	511	1,468	250
1981-1985	15.4	604	394	495	1,493	282
1986-1990	13.2	559	280	374	1,213	230
1991-1995	6.0	172	25	26	223	44
1996-2000	4.8	235	40	42	317	63



### Volume of livestock production in Hungary 1901-2000



### Turnover of litter and soil organic matter fractions in a grassland soil – Schlesinger, 1977



The previous intensive land use practice also had some unfavourable effects on soil carbon sequestration: large fields (100 ha or more) were formed for the efficient use of huge machineries. Rows of trees were cut for this reason, which caused an increase in erosion, deflation and soil carbon loss. The huge, over weighted machineries caused disadvantageous soil compaction, too.

Analysing the possibilities of the land use change summarized that Hungary can achieve advantages if the special conditions of the different measures to be taken are precisely determined i.e. a land use zone system can be formed. The zonality characterizes both nature conservation and agriculture and can be grouped as follows:

- *Basic nature conservation zones – nature reserves, strictly protected areas,*
- *Buffer zone of nature conservation and protection zones for water reservoirs – limited land use, areas with priority for protection,*
- *Mixed zones (ecological and other extensive type farming systems) – land use limitations for protective purposes,*
- *Zones for agricultural production – best agro-ecological conditions for intensive land use,*
  - *Non-cultivated land.*



Along this lines the available nature and land information were collected by Institute for Environmental and Landscape Management of the Gödöllő Agricultural University (IELM-GAU) and Research Institute for Soil Science and Agricultural Chemistry of the Hungarian Academy of Sciences (RISSAC-HAS). The databases were put into four groups (Ángyán et al., 1998a, b; Németh et al., 1998b):

Variables and databases used

- for evaluation and qualification of the suitability for agricultural production i.e. (i) terrain and soil databases, and (ii) climatic parameters,
- for evaluation of environmental sensitivity i.e. (i) flora and fauna, (ii) soil, and (iii) water,
- database of land use and land cover i.e. (i) CORINE land cover, and (ii) forest areas,

National Ecological Network (NECONET).

The position of Hungary's areas on a scale of environmental sensitivity and agricultural suitability (%)

<i>Standard categories</i>	<i>Total</i>	<i>Agricultural land</i>
< 60	0.42	0.04
61 – 70	1.09	0.10
71 – 80	2.06	0.56
81 – 90	5.84	2.53
91 – 100	11.78	7.96
101 – 110	18.99	16.76
111 – 120	18.33	19.44
121 – 130	15.08	17.91
131 – 140	12.33	15.62
141 – 150	10.18	13.65
151 – 160	3.88	5.42
> 160	0.01	0.01
<i>Total:</i>	<i>100.00</i>	<i>100.00</i>



Altogether 28 environmental datasets were classified and weighted according to their role in the determination of agricultural production and environmental sensitivity (the priority standards were given also by certain experts and institutes that developed the databases). The area of the observation unit (cell) was 1 hectare (100x100 m grids).



The values of environmental sensitivity (VES) and agricultural suitability (VAS) varied between 0 and 99, respectively. During the calculation the VES were subtracted from VAS in each cells, then 100 were added to the difference, i.e.  $(VAS-VES)+100$ . Using this formula the values varied between 0 and 198, where the values under 100 reflect to the determinant role of environmental sensitivity, the values above 100 of agricultural suitability. At the two extremes of this scale the well-determined areas (agricultural and environmental) can be found, while in the middle of the scale the mixed areas (areas with extensive production limited by environmental features) are situated.

Using the values of this estimation three scenarios (the differences were set up between the extensive and intensive agricultural zone, according to the extensive rank between 100 and 120, 100 and 125, and 100 and 130) were worked out in order to develop a land use zone system, the medium of them was calculating whit the following categories:

- areas with a value less than 100 were ranked into the protection zone,
- areas with a value between 100 and 125 were ranked into the extensive agricultural zone, and
- areas with a value more than 125 were ranked into intensive agricultural zone.

## Suggestion for the development of a land-use zone system in three categories (Second scenario)

<i>Land-use zone</i>	<i>Total</i>	<i>Agricultural land</i>
	<i>In percentage</i>	
Protection zones (%)	10.38	3.74
Zones for extensive agricultural production (%)	41.15	35.88
Zones for intensive agricultural production (%)	48.47	60.37
<b>Total:</b>	<b>100.00</b>	<b>100.00</b>
	<i>In hectare</i>	
Protection zones (ha)	966 095	229 257
Zones for extensive agricultural production (ha)	3 827 954	2 196 834
Zones for intensive agricultural production (ha)	4 508 952	3 695 909
<b>Total:</b>	<b>9 303 000</b>	<b>6 122 000</b>



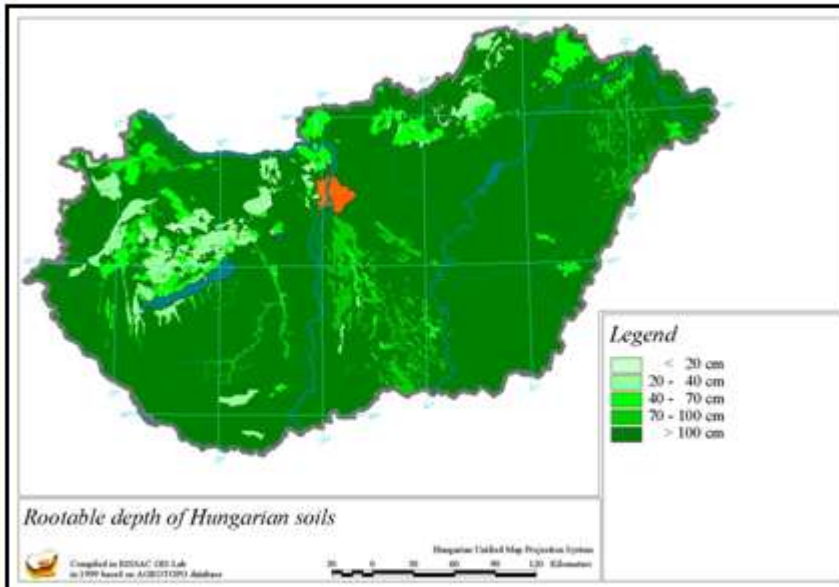
According to this scenario it can be stated that nearly 4% from the Hungary's existing agricultural land (closely 230 000 ha) can be turned into protection zone, more than 35% (~ 2.2 million ha) can be classed as extensive production, while more than 60% (~3.7 million ha) left for intensive agricultural production. Regarding to the arable land the same scenario showed that 111 300 ha can be moved from the existing arable land (4 714 000 ha) to protection zone, 1 408 900 ha to extensive agricultural production, while more than 67% of it (3 193 800 ha) can remain in the intensive agricultural production zone. The following conversions can be suggested:

- 533 000 ha of grassland into forest,
- 229 000 ha of arable land into forest,
- 788 000 ha of arable land into grassland, and
- 503 000 ha of intensive arable land into extensive arable land.



### **Depth of the Soil**

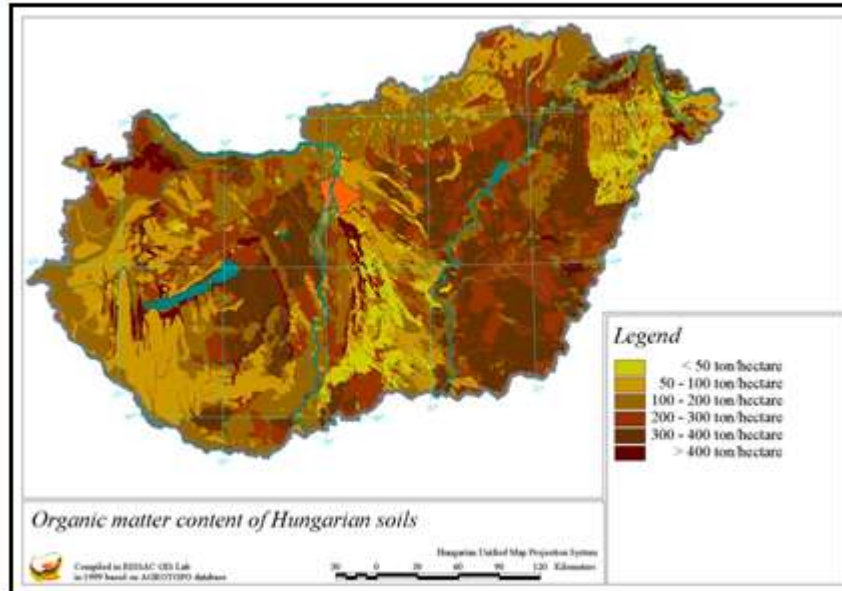
The majority (86%) of Hungarian soils is more than 1.0 m deep. Soil depth is between 0.7 and 1.0 m in 4%, between 0.4 and 0.7 m in 5%, and between 0.2 and 0.4 m in 5% of Hungarian soils (Várallyay et al., 1980). Both soil depth and soil organic matter content can strongly determine the amount of organic matter resource in a given territorial unit. On the next slide the rootable depth of the Hungarian soils (1: 100 000) can be seen.



### Soil Organic Matter (OM) content

From the distribution percentage of Hungarian soils according to their organic matter content can be seen that it is between 1 and 3% in about 2/3 of Hungarian soils. In sandy soils it is usually below 1% (15% of the area), while in clay loams between 3 and 4% (also 15% of the total area). It is over 4% on about 5% of the territory.

The territorial distribution shows that sandy soils with low original organic matter contents are situated in the south-western, in the central and in the eastern part of Hungary, while those with the highest OM contents are found in the south-eastern part, resp.



## Organic Matter and SOC Resource of Hungary

The distribution of Hungarian soils according to their soil organic matter resource groups is shown in Figure 2. In the majority of Hungarian soils soil organic matter resource is between 50 and 400 t/ha, and it is between 100 and 200 t/ha, resp. on about 30% of the total area.

The estimation of the organic matter and soil organic carbon contents and pools was based on the calculation on territorial base with the thickness of the OM layer and the average SOC concentration in two layers (upper 20 cm and under) in the given soil. The biggest OM as well as SOC pools can be found on chernozem, peat, and meadow soils, 182 t/ha, 180 t/ha and 104 t/ha OM, respectively in the upper 0-40 and 0-60 cm (40 cm for meadow soil and 60 cm for chernozem and peat soils). The same calculation shows in average 105,6 t/ha SOC on chernozem soils, while 104,4 t/ha on peat soils and 60,3 t/ha on meadow soils, respectively.

Altogether more than 1102 million t (Mg) OM and more than 639 million t (Mg) SOC is the reserves of the Hungarian soils in the given thickness. App. 53% of the OM and SOC can be found in the arable land.

### Distribution of Organic Carbon in Soils of Hungary

Table 4 Distribution of Organic Carbon in Soils of Hungary

Hungarian Classification	Soil Type		Area (ha)	Depth of Roots (cm)	OM % in		OM (t/ha)	OM in Total Area of Soil Type (t)	OC (t/ha)	OC in Total Area of Soil Type (t)
	U.S. Soil Taxonomy	FAO			Upper 20 cm	Below 20 cm				
Steineric soils	Entisols (Udiparmments, Udorthents)	Regosols/Leptosols	703,750	10	0,5	0	6,5	4,364,375	3,8	2,579,338
Stony soils	Inceptisols (Chrypts, Umbrpts)	Regosols/Leptosols	362,808	30	2	1	65	194,635,576	37,7	113,004,634
Forest soils	Alfents (Litolfs)	Luvols	3,135,004	40	2	1	78	249,210,312	45,2	144,341,981
Chernozem soils	Mollisols (Litolfs)	Chernozems/Praeozems	2,064,731	60	3	2	182	375,781,042	105,6	217,353,004
Sub-reflected soils	Inceptisols (Halosceptis/Verticols (Salsosceptis, Natisosceptis)	Solonchaks/Solonchaks	562,440	20	2,5	0	65	36,586,600	37,7	21,203,988
Meadow soils	Mollisols/Verticols	Praeozems/Verticols	1,267,554	40	3	1	104	208,705,616	68,3	115,869,257
Peat soils	Histosols (Fionisols, Saprists)	Histosols	132,983	80	30	30	180	23,308,940	104,4	13,893,425
Wetland forest soils	Inceptisols (Endosceptis)	Gleysols	6,087	20	1	0	25	210,262	15,1	121,932
Floodplain soils & sediments	Entisols (Fluvents), Inceptisols	Fluvisols, Regosols	254,511	20	1,5	0	39	9,925,329	22,8	6,757,339
<b>Total</b>			<b>9,231,896</b>					<b>1,102,128,692</b>		<b>639,234,616</b>

## Distribution of Organic Carbon on Arable Land of Hungary

**Table 5** Distribution of Organic Carbon on Arable Land of Hungary

Soil Type FAO	Area (ha)	Depth of Roots (cm)	OM % in		OM (t/ha)	OM in Total Area of Soil Type (t)	OC (t/ha)	OC in Total Area of Soil Type (t)
			Upper 20 cm	Below 20 cm				
Regosols/Leptosols	255,362	10	0.5	0	6.5	1,600,048	3.8	962,828
Regosols/Leptosols	25,901	30	2	1	65	1,687,485	37.7	978,730
Luviosols	1,425,147	40	2	1	78	111,161,466	45.2	64,473,650
Chernozems/Phaeozems	1,682,508	60	3	2	182	306,216,455	105.6	177,805,544
Solonets/Solonchak	262,096	20	2.5	0	65	17,006,240	37.7	9,881,019
Phaeozems/Vertisols	1,280,565	40	3	1	104	133,178,780	60.3	77,243,681
Histosols	50,738	80	30	30	180	9,132,840	104.4	5,297,047
Gleysols	3,908	20	1	0	26	101,608	15.1	58,833
Fluvisols	129,220	20	1.5	0	39	5,039,580	22.6	2,922,966
Regosols								
<b>Total</b>	<b>5,115,535</b>					<b>585,214,463</b>		<b>339,424,389</b>

The predicted change in the land use system give a possibility for calculating the OM and SOC according to the new distribution. Next slide shows that how this change will effects the distribution of the soils in different land use categories, while Table 7 give a scenario for the SOC balance in the next 25 years. This change is only a suggestion from soil suitability point of view, taking into account that the less valuable arable land would be changed. It contains more than 50% of the Regosols/Leptosols, app. 40% of the Luvisols, Solonets/Solonchak and Histosols, and almost all the Gleysols, while includes only few percents from Chernozems/Phaeozems and Phaeozems/Vertisols.



### Scenario of Land-Use Change of Arable Land for Next 25 Years

**Table 6** Scenario of Land-Use Change of Arable Land for Next 25 Years

Soil Type FAO	Currently Arable Land Area (ha)	Expected Partial Land-Use Change	Change to Area (ha)	Remaining Arable Land Area (ha)
Regosols/Leptosols	255,392	Grassland	74,722	180,670
Regosols/Leptosols	25,961	Grassland	5,324	20,637
Luvissols	1,425,147	Forest	824,501	600,646
Chernozems/Phaeozems	1,682,508	Grassland	1,658,345	24,163
Solonchaks/Solonchaks	262,096	Grassland	171,537	90,559
Phaeozems/Vertisols	1,280,595	Grassland	1,109,887	170,708
Histosols	50,736	Wetland	36,101	14,635
Gleysols	3,908	Wetland forest	1	3,907
Fluvisols, Regosols	129,220	Grassland/forest	64,087	65,133
<b>Total</b>	<b>5,115,535</b>		<b>3,944,505</b>	<b>1,171,029</b>

### Scenario for Organic C Content Due to Land-Use Change and Erosion after 25 Years

**Table 7** Scenario for Organic C Content Due to Land-Use Change and Erosion after 25 Years

Soil Type FAO	Current OC Status (t)	Expected Increase of OC (t) Due to Land-Use Change	Expected Loss of OC Due to Erosion (t)		Summa Change	Expected OC Status (t) after 25 Years
			On Remaining Arable	On "Changed"		
Regosols/Leptosols	982,828	3,406	56,340	58,718	-111,852	851,176
Regosols/Leptosols	978,730	6,224	32,114	53,656	-79,546	899,184
Luvissols	64,473,650	181,156	2,480,695	1,561,650	-3,867,220	60,606,431
Chernozems/Phaeozems	177,605,544	10,931	3,751,176	37,694	-3,777,939	173,827,606
Solonchaks/Solonchaks	9,881,019	51,211	646,694	294,317	-889,800	8,991,220
Phaeozems/Vertisols	77,243,681	77,215	5,021,129	665,644	-6,609,558	71,634,122
Histosols	5,297,047	0	0	0	0	5,297,047
Gleysols	58,933	296	0	0	296	59,227
Fluvisols, Regosols	2,922,956	7,366	289,930	508,030	805,326	3,728,282
<b>Total</b>	<b>339,424,389</b>				<b>-13,630,094</b>	<b>325,794,294</b>



ABCDEFGHIJKLMNOPQRSTUVWXYZ  
abcdefghijklmnopqrstuvwxyz  
0001234567890CSL

**Thank you for  
your attention!**





DEVIN

Mr. William J. Engemann  
Vice President

BOSCH

# Carbon Neutral Organic Food and Farming Business

Volkert Engelsman

EOSTA, the Netherlands  
Email: [Volkert.Engelsman@eosta.com](mailto:Volkert.Engelsman@eosta.com)

## CHANGING CONSUMER EXPECTATIONS



HEALTHY



ORGANIC



FAIR

Volkert Engelsman  
Sochi, September 2022



## Consumer response time



## Historical key consumer interests




## New key consumer interests



## Changing consumer expectations



## Changing consumer expectations




## Changing consumer expectations



**eosta**  
energy • energy • energy • energy

## Changing consumer expectations



Sustainability Wikipedia,  
a matter of time

**eosta**  
energy • energy • energy • energy

## Resilience to recession

Sustainability is even more important in the current economic climate



Sustainability issues have been put on hold due to the current economic climate



Sustainability is out of fashion



Source: IGO PdL April 2009



## 'Eco-Nomics'



Al Gore

"... the financial crisis and the environmental crisis originate in the same thinking mistake: *exploit today at the expense of tomorrow...*"





## Climate Change

Agriculture with 30% second largest contributor to Green House Gas Emissions



External costs of mineral fertilizer not accounted for in ecopries:

- Climate change
- Soil degradation
- Water holding capacity of the soil
- Loss of biodiversity
- Decreasing pest & disease resistance



## Changing consumer expectations

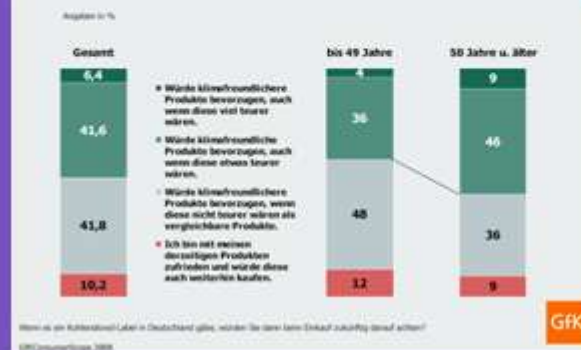
12% of all Germans consider climate change as *the most urgent issue*



## Changing consumer expectations

Almost every second German would pay a premium for climate friendly products

Ein Aufpreis für klimafreundliche Produkte wird von fast jedem zweiten Verbraucher gedanklich akzeptiert -



## EU policy response

Subsidy schemes shifting from price support to multifunctional added value

### Food Safety

Food Safety, Food Security, Health, Traceability & Transparency, Consumer Protection



### 'Green and Blue' Services

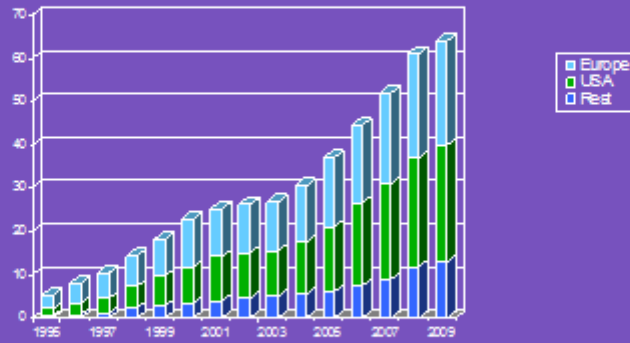
Clean soils, waste, recycling, water, air, emission reduction, biodiversity, animal welfare, nature conservation, country side

### Rural Development

Regional Integration, Community, Care Farms, Cultural Heritage, Landscaping



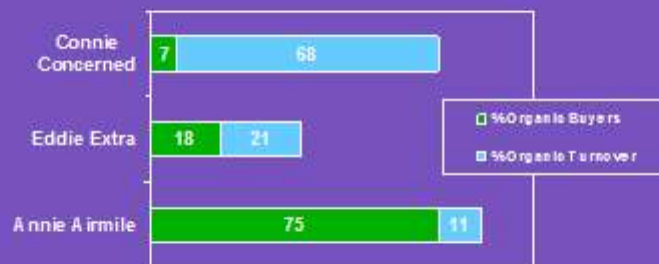
## Global organic market in US\$ billion



Source: IPOAM Market Data 2008



## Who is driving trend



Source: TNS 52 w/e May 2008. Segmentation based on QMA data




## Beyond Organic

- Age between 20 and 85
- Females
- Families with young children
- Educated
- Concerned
- Urban
- Cosmopolitan
- Recession resilient

Potential  
20-25%  
of society

- Civil Society
- LOHAS
- Moral Hedonists
- Urban Regionalists
- Cultural Creatives
- Innovators & early adapters
- Trend setters
- Opinion leaders



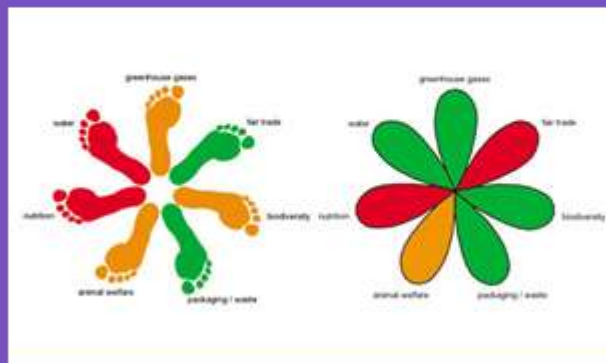
Majority medium income:  
awareness elite, no economic elite

Source: CMA, 2008



## Multi value communication

In anticipation of the sustainability Wikipedia...



## Multi value communication

Re-grouping social and environmental Key Performance Indicators

### Social Footprint:

- Personal development and culture
- Community and equal opportunities
- Fair distribution of wealth
- Freedom
- Justice
- Solidarity

### Environmental Footprint:

- Soil, mineral resources, waste
- Water resources
- Biodiversity
- Clean air, CO2
- Animal welfare
- Energy
- Earth
- Water
- Air
- Fire



## Sustainability Flower



## Sustainability Flower




## You've got mail...




natureandmore.com



ENTER LABEL CODE HERE



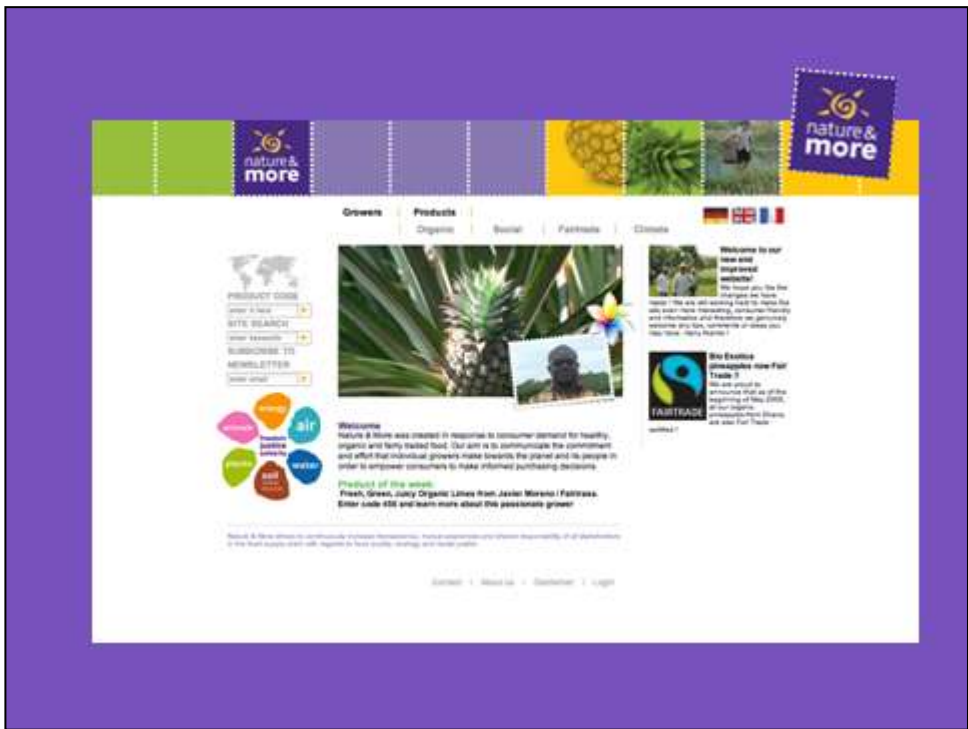












# Check his carbon footprint...



**Climate**

Our focus is the hidden world that has a tremendous influence on the products around us. Through extensive use of technology, we produce a full range of products. To ensure every item we use is made of the best and is of the highest quality, we use the most advanced technology. Through the use of this technology, we ensure that every item we use is made of the best and is of the highest quality. To ensure every item we use is made of the best and is of the highest quality, we use the most advanced technology. Through the use of this technology, we ensure that every item we use is made of the best and is of the highest quality.

**Climate Neutral Fruit**

Every kilogram of apples causes 1.55 kilograms of carbon dioxide to be released in the atmosphere due to production, transportation, warehousing and distribution (not including your transportation to the store).

To neutralise this negative effect on the environment, the CO<sub>2</sub> emissions for this product are compensated for, using carbon credits generated from organic composting, which provides additional income to the growers participating in the program.

For more information click here



# Full Product Cycle Assessment



## Climate Neutral Certification



- Methane gas avoidance
- Nitrous Oxide gas avoidance
- Carbon sequestration

Verified Emission Rights issued by  
Kyoto Protocol designated authority



TÜV certified  
climate neutral labelling



Nature & More  
Climate Neutral Policy

- Inform
- Reduce
- Compensate (with sector internal carbon credits)



## Communicate...



**vierlinden Bio Supermärkte Jubelpreise...** Angebote gültig vom 23.1. bis 28.2.2009

**...bei vierlinden! Beste Bio-Supermärkte 2008**

**SCHROT 3 KORN** Preisgekrönt!

**Bio Roggenbrot** 3.80

**Bio Birne Williams** 3.49

**Bio Vorarlbergkäse Langen** 1.79

**Bio Lyoner/Flo** 0.00

**Brot** 2.99

**Bio Körniger Frischkäse** 1.29

**Bio Käse** 0.99

**Bio Käse** 1.11

**Frisch.Pur.Bio.**

Regio München • Isartorstraße 9/10 • Tel. 089 5116317 • Öffnungszeiten: Montag - Sonntag, 9:00 - 18:00 Uhr  
Angebote gelten auch für unseren vierlinden-Supermarkt in 85384 Isching • Weisendstraße 14



## Meet the grower ...



...and his sustainability flower



## Capitalising on sustainability



Why commodifying your product if you have a unique story to tell !



HEALTHY



ORGANIC



FAIR



## **The Lessons of the Loess Plateau: Fighting Climate Change in China**

**John Liu**

Earth's Hope, the USA  
Email: [johnliu@eempc.org](mailto:johnliu@eempc.org)

For more information and the video on the Loess Plateau please visit the Web site:  
[www.earthshope.org/](http://www.earthshope.org/)



## List of participants

country	name	position / title	organisation / company
Afghanistan	Mr. Barakatullah Rahmati	Chief Executive Officer	Afghan Red Gold Company, Heart
Afghanistan	Mr. Naiqbullah Salik	Horticulture Coordinator	HLp, Kabul
Afghanistan	Mr. Noor Akbari	Project Coordinator	Ministry of Agriculture, Kabul
Albania	Mr. Teofik Tafil Fugarinja	Executive Director	Permaculture & Organic Agriculture, Shkoder
Albania	Mr. Tom Ndoke Marku	Specialist	Permaculture & Organic Agriculture, Shkoder
Albania	Mr. Lavdosh Ferunaj	Executive Director	Organic Agriculture Association, Tirana
Albania	Mr. Ahmetaj Luan	President	AAOH Bioplant Albania, Tirana
Albania	Mr. Ali Coka	Board Member	AAOH Bioplant Albania, Tirana
Armenia	Dr. Nune Sarukhanyan	President	Green Lane Agricultural Assistance NGO, Yerevan
Armenia	Ms. Hripsime Makaryan	Agriculture Economist	Green Lane Agricultural Assistance NGO, Yerevan
Armenia	Dr. Dshkhuhi Sahakyan	Grants Manager	Environmental Survival, Yerevan
Armenia	Dr. Nune Darbinyan	President / Director	NGO Eco-Globe, Yerevan
Armenia	Nune Harutyunyan	Branch Office Director	REC Caucasus, Yerevan
Azerbaijan	Mr. Vugar Babayev	Chief of Program and Service Department	GABA (Ganja Agribusiness Association), Ganja
Azerbaijan	Mr. Elmaddin Namazov	Expert	GABA (Ganja Agribusiness Association), Ganja
Belarus	Dr. Lana Semenas	Board Member / Project Coordinator	Working Group in Organic Agriculture, NGO Ecodom, Minsk
Belarus	Ms. Iryna Sukhy	Chairperson	Ecodom, Komarovo
Bulgaria	Ms. Rumyana Todorova		Bulgarian Association of Herbs and Mushroom Gatherers
Bulgaria	Mr. Svilen Nikolov		Biohotel Moravsko Selo
Bulgaria	Ms. Ivelina Vassileva	Vice Minister	Ministry of EW
Bulgaria	Mr. Zlatanov Stojan		

<b>country</b>	<b>name</b>	<b>position / title</b>	<b>organisation / company</b>
Bulgaria	Mr. Vladislav Popov	Manager Avalon BG office	Avalon Bulgaria
Bulgaria	Ms. Ivanka Popova		Avalon Bulgaria
Bulgaria	Ms. Maryana Todorova Apostolova		ET Aposto-lov, Svilengrad
Bulgaria	Ms. Doriana Hristova Milenkova	Agricultural Assistant	Royal Netherlands Embassy, Sofia
Bulgaria	Dr. Viara Stefanova		Ministry of Agriculture and Food, Sofia
Bulgaria	Dr. Lyudmila Nikolaevna Nikolova	Scientist	Institute of Fisheries and Aquaculture, Plovdiv
Bulgaria	Ms. Zdravka Dimitrova Smilenova	Manager	Amititsa OOD, Kresna
Bulgaria	Mr. Ivan Borisov Djabirov	Member	NGO Ecosouthwest, Blagoevgrad
Bulgaria	Mr. Stoilko Nikolov Apostolov	Manager	FOA Bioselena, Karlovo
Bulgaria	Mr. Georgi Dimitrov Terziyski	Landscape Planning Portfolio Manager	Rhodope Project, Sofia
Canada	Mr. Matthew McCandless	Project Manager	International Institute for Sustainable Development, Winnipeg, Manitoba
Croatia	Ms. Sonja Koroglan Todorovic	Director	Ecologica, Zagreb
Croatia	Ms. Marija Sevar	Head of Dept. of Integrated + Organic Agriculture	Croatian Agriculture Extension Institute, Zagreb
Croatia/The Netherlands	Dr. Darko Znaor	Associated Expert	Avalon, Wommels
Croatia/The Netherlands	Prof. Branko F. M. Bosnjakovic	Member Supervisory Board	Avalon, Wommels
France	Mr. Claude Aubert	Consultant	Paris
Georgia	Dr. Kakha Tariel Nadiradze	President	Association for Farmers Rights Defense (AFRD), Tbilisi
Georgia	Ms. Tea Chitadze	Regional Office Manager	Biological Farming Association Elkana, Tbilisi
Georgia	Mr. Zurab Karbelashvili	Coordinator of Training Centre	Biological Farming Association Elkana, Tbilisi
Georgia	Ms. Mariam Jorjadze	Director	Biological Farming Association Elkana, Tbilisi
Germany	Mr. Bernhard Jansen	Chairman	EkoConnect e.V., Dresden

<b>country</b>	<b>name</b>	<b>position / title</b>	<b>organisation / company</b>
Germany	Mr. Guido Haas	General Manager	Organic AgroExpertise Consultancy, Bad Honnef
Germany	Mr. Tobias Bandel	Managing Partner	Sekem / Soil & More, Waddinxveen
Germany	Mr. Eberhard Gross	Country Manager	Weleda Group / Weleda AG , Schwäbisch Gmünd
Germany	Mr. Rainer Krell	Environment Officer	Food and Agriculture Organization, Rome
Hungary	Prof. Tamás Sándor Németh	Secretary General	Hungarian Academy of Sciences, Budapest
Italy	Dr. Riccardo Bocci	Seed Policy Expert	AIAB, Rome
Kazakhstan	Mr. Aslanbek Tulegenovich Zhakupov	Coordinator	Public Foundation of Continuous Education, Ust Kamenogorsk
Kyrgyz	Mr. Myrzabai Dooranov Bagyshevich	Director	Public Association ULGU, Kerben
Lithuania	Mr. Virgilijus Skulskis	Head of Division	Lithuanian Institute of Agrarian Economics, Vilnius
Lithuania	Ms. Zivile Gedminaite-Raudone.	Junior Researcher	Lithuanian Institute of Agrarian Economics, Vilnius
Lithuania	Mr. Aurelijus Narbutas	Director	Environmental Valuation Projects, Vilnius
Macedonia	Mr. Gordgi Hadzi-Kotarov	Executive Director	Macedonian Organic Producers Federation, Skopje
Macedonia	Mr. Goran Kolev	Member of the Management Board	Macedonian Organic Producers Federation, Skopje
Macedonia	Mr. Fidanco Hristov	President	NGO Aronija, Delcevo
Moldava	Mr. Boris Pavel Boincean	Head of Department	Selectia, Balti
Moldova	Mr. Viorel Gherciu Petru	President	NGO ProRuralInvest, Chisnau
Netherlands	Mr. Fokko Erhart		Free Nature
Netherlands	Mr. Gert J. den Hollander	Senior Project Manager	Avalon, Wommels
Netherlands	Ms. Marianne Hut	Personal Assistant	Avalon, Wommels
Netherlands	Ms. Aukje Eisma	Financial Administrative Assistant	Avalon, Wommels
Netherlands	Ms. Linda Huisman-de Jong	PR and Communications	Avalon, Wommels

<b>country</b>	<b>name</b>	<b>position / title</b>	<b>organisation / company</b>
Netherlands	Mr. Jelle Wiersma	Financial Manager	Avalon, Wommels
Netherlands	Mr. Martien Lankester	Executive Director	Avalon, Wommels
Netherlands	Mr. Nico van der Werf	Executive Director (Projects)	Avalon, Wommels
Netherlands	Ms. Tatjana Razumovsky	Network Manager	Avalon, Wommels
Netherlands	Mr. Volkert Engelsman	Chief Executive Officer	EOSTA, Waddinxveen
Netherlands	Mr. Frank Zanderink	Foreign Projects Coordinator	ARK Nature, Velp
Netherlands	Ms. Natasja Hulst	Senior Consultant	CREM, Amsterdam
Netherlands	Mr. Meindert Brouwer	Founder	Meindert Brouwer Partner in Communications, Bunnik
Netherlands	Ms. Martine van Zijl	Consultant	CREM, Amsterdam
Netherlands	Mr. Herman van Wissen	Agricultural Counsel	Royal Netherlands Embassy, Bucharest
Netherlands	Ms. Lia van Wissen		
Netherlands	Mr. Martijn Elgersma	Deputy Head of Mission	Royal Netherlands Embassy, Sofia
Netherlands	Prof. Jan Diek van Mansvelt	President	Mans \ Consultancy, Broek in Waterland
Poland	Dr. Anna Izabella Szafirowska-Waledzi	Senior Researcher	Research Institute of Vegetable Crops, Skierniewice
Poland	Dr. Irena Zofia Babik	Senior Researcher	Research Institute of Vegetable Crops, Skierniewice
Romania	Mr. Ben Mehedin		Adept Foundation
Romania	Mr. Razvan Daniel Popa	Agro-Environment Team Leader	Fundatia ADEPT Transilvania, Saschiz
Romania	Dr. Ion Toncea	President	Romanian Association for Sustainable Agriculture, Fundulea
Romania	Mr. Imre Albert	Director Executive	Organic Farming Association Of Romania Bioterra, Luna de Sus
Romania	Mr. Raluca Barbu		WWF Danube-Carpathian Programme
Russia	Ms. Iryna Bezgina	Vice-President	Agrarian Science and Practice, Poltava

<b>country</b>	<b>name</b>	<b>position / title</b>	<b>organisation / company</b>
Russia	Dr. Elena Smirnova	Deputy Director	Transparent World, Moscow
Russia	Prof. Dmitriy Kavtaradze	Head of Laboratory	Faculty of Public Administration, Moscow State University, Moscow
Russia	Ms. Alina Kolesnkova	Commercial Director	KFH IP \ Baksheev D.I., Belgorod
Switzerland	Mr. Andreas Ellenberger	Environmental Manager	Weleda AG, Arlesheim
Switzerland	Ms. Helena Ellenberger		Himmelried
Switzerland	Mr. Markus Peter Arbenz	Executive Director	IFOAM, Bonn
Turkey/U.S.A.	Ms. Gizem Altin Nance	Communications and Strategy Manager	Bugday Association, Istanbul
U.S.A.	Prof. Rattan Lal	Prof. of Soil Science, SENR Director, OARDC/FAES Former President	Carbon Management and Sequestration Center, , Soil Science Society of America, Columbus, Ohio
U.S.A.	Mr. Tokya Dammond	President	Symbio Impex Corp., Woodstock
Ukraine	Ms. Olga Viktorovna Getya	Manager of Ecological Projects	Association of Rural Development of Poltava Region, Poltava
Ukraine	Ms. Viktoriia Vasilievna Tsiupko	Scientist	Institute of Animal Science, Kharkov
Ukraine	Mr. Sergey Olegovich Shapovalov	Vice Director	Institute of Animal Science, Kharkov
United Kingdom	Ms. Kathleen Hewlett	Policy Officer	Soil Association, Bristol
United Kingdom	Dr. Mark Redman	Associated Expert	Avalon Associated Expert
United Kingdom	Mr. Robert Kynaston	Vice Chairman	NGO LEAF, Stoneleigh Park, Warwickshire
Uzbekistan	Ms. Lilya Arturovna Vakhitova	EfSD Expert	Eco-forum of NGO's of Uzbekistan, Tashkent